

Circuito Ricardo Tormo

EURONASCAR PRO

Qualifying

Provisional Results

Clas	Nº	Driver	Nat	Cat	Clas	Team	Nat	Vehicle	Laps	Best	Time	Gap	Interval	Km/h
1	50	Dauenhauer Tobias	DEU	Junior	1	Hendriks Motorsport	DEU	Ford Mustang	6	5	1:41.771			141.6
2	54	Ercoli Gianmarco	ITA			CAAL Racing	ITA	Chevrolet Camaro	5	4	1:41.855	0.084	0.084	141.5
3	56	Rocca Nicolo	ITA			CAAL Racing	ITA	Ford Mustang	6	5	1:41.867	0.096	0.012	141.5
4	3	Gabillon Frederic	FRA			RDV Competition	FRA	EuroNASCAR FJ	9	8	1:42.098	0.327	0.231	141.2
5	5	Lemarie Patrick	FRA			Academy Motorsport / Alex Caffi Motorsport	FRA	EuroNASCAR FJ	6	4	1:42.106	0.335	0.008	141.2
6	64	Graff Alexander	SWE			Speedhouse	FRA	Ford Mustang	10	9	1:42.338	0.567	0.232	140.8
7	69	Bleekemolen Sebastiaan	NLD			Team Bleekemolen	NLD	Ford Mustang	8	5	1:42.354	0.583	0.016	140.8
8	46	Iannetta Romain	FRA			Marko Stipp Motorsport	DEU	Chevrolet Camaro	10	9	1:42.366	0.595	0.012	140.8
9	18	Maggi Giorgio	CHE	Junior	2	Race Art Technology	CHE	Toyota Camry	9	4	1:42.373	0.602	0.007	140.8
10	14	Goossens Marc	BEL			Speedhouse	FRA	Ford Mustang	10	8	1:42.479	0.708	0.106	140.6
11	47	Colavita Leonardo	ITA	Junior	3	Racers Motorsport	ITA	Chevrolet Camaro	10	4	1:42.566	0.795	0.087	140.5
12	7	Doubek Martin	CZE	Chal	1	Hendriks Motorsport	NLD	Ford Mustang	10	5	1:42.792	1.021	0.226	140.2
13	55	Armetta Fabrizio	ITA	Chal	2	The Club Motorsport	ITA	Chevrolet Camaro	11	10	1:42.846	1.075	0.054	140.1
14	58	Luhr Lucas	DEU			Racingfuel Motorsport	CHE	Chevrolet Camaro	10	9	1:42.937	1.166	0.091	140.0
15	16	Cappelli Claudio Remigio	ITA	Chal	3	MK1 Racing - RaceArt Technology	ITA	Shadow DNM8	9	4	1:42.991	1.220	0.054	139.9
16	24	Day Alon	ISR			PK Carsport	BEL	Chevrolet Camaro	10	3	1:43.004	1.233	0.013	139.9
17	38	Grinbergas Gustas	LTU	Junior	4	Buggyra ZM-MFT Racing	ARE	Ford Mustang	10	9	1:43.890	2.119	0.886	138.7
18	8	Caso Dario	ITA	Chal	4	Racers Motorsport	ITA	Chevrolet Camaro	10	4	1:44.044	2.273	0.154	138.5
19	23	Tuomaala Henri	FIN	Chal	5	Team Bleekemolen	NLD	Chevrolet Camaro	10	5	1:44.273	2.502	0.229	138.2
20	33	Barberini Cosimo	ITA	Chal	6	Speedhouse	FRA	Ford Mustang	10	5	1:44.531	2.760	0.258	137.9
21	48	Sokolovskiy Yevgen	UKR	Chal	7	Marko Stipp Motorsport	DEU	Chevrolet Camaro	10	8	1:44.601	2.830	0.070	137.8
22	17	Manfre Bernardo	ITA	Chal	8	MK1 Racing - RaceArt Technology	ITA	Shadow DNM8	10	9	1:45.027	3.256	0.426	137.2
23	29	Koloc Aliyyah	ARE	Junior	5	Buggyra ZM-MFT Racing	ARE	Ford Mustang	6	5	1:45.502	3.731	0.475	136.6
24	1	Krasonis Thomas	GRC	Junior	6	Academy Motorsport / Alex Caffi Motorsport	ITA	Ford Mustang	4	3	1:46.217	4.446	0.715	135.7
25	72	Waden Ian Eric	FIN	Chal	9	Team Bleekemolen	NLD	Ford Mustang	5	5	1:46.272	4.501	0.055	135.6
26	4	Panagiotis Yannick	FRA	Chal	10	Panasport	FRA	Ford Mustang	6	5	1:46.580	4.809	0.308	135.2
27	44	Rautjarvi Jonne	FIN	Junior	7	Team Bleekemolen	NLD	Chevrolet Camaro	9	4	1:46.653	4.882	0.073	135.1
28	90	Gabossi Nicolò	ITA	Chal	11	Not Only Motorsport	ITA	Chevrolet Camaro	10	9	1:47.035	5.264	0.382	134.7
29	2	Monti Federico	ITA	Chal	12	Academy Motorsport / Alex Caffi Motorsport	ITA	EuroNASCAR FJ	6	3	1:47.114	5.343	0.079	134.6
30	89	Dallara Davide	ITA	Chal	13	Not Only Motorsport	ITA	Chevrolet Camaro	9	7	1:47.883	6.112	0.769	133.6
31	36	Ghirelli Vittorio	ITA			Not Only Motorsport	ITA	Chevrolet Camaro	3	2	1:48.773	7.002	0.890	132.5
32	88	Lanza Massimiliano	ITA	Chal	14	CAAL Racing	ITA	Chevrolet Camaro	11	2	1:48.871	7.100	0.098	132.4
33	65	Romagnoli Riccardo	ITA	Chal	15	The Club Motorsport	ITA	Chevrolet Camaro	11	11	2:22.230	40.459	33.359	101.3

* PENALTIES

CARS 1,2,3,5,8,14,16,17,23,24,33,44,46,47,48,54,65,72,88,89 TIME DELETED DUE TRACK LIMITS

CARS 7, 8, 17, 24 & 88 BEST LAP DELETED DUE RED FLAG PROCEDURE

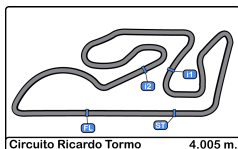
Published at:.....

Track Temp: 26.2 °C Air Temp: 21.7 °C Humidity: 54 % Track Status: DRY

Stewards:

Race Director:

Timekeeper:



Circuit Ricardo Tormo

EURONASCAR PRO

Qualifying

Provisional Results by Category

Clas	Nº	Driver	Nat	Cat	Clas	Team	Nat	Vehicle	Laps	Best	Time	Gap	Interval	Km/h
1	54	Ercoli Gianmarco	ITA			CAAL Racing	ITA	Chevrolet Camaro	5	4	1:41.855			141.5
2	56	Rocca Nicolo	ITA			CAAL Racing	ITA	Ford Mustang	6	5	1:41.867	0.012	0.012	141.5
3	3	Gabillon Frederic	FRA			RDV Competition	FRA	EuroNASCAR FJ	9	8	1:42.098	0.243	0.231	141.2
4	5	Lemarie Patrick	FRA			Academy Motorsport / Alex Caffi Motorsport	ITA	EuroNASCAR FJ	6	4	1:42.106	0.251	0.008	141.2
5	64	Graff Alexander	SWE			Speedhouse	FRA	Ford Mustang	10	9	1:42.338	0.483	0.232	140.8
6	69	Bleekemolen Sebastiaan	NLD			Team Bleekemolen	NLD	Ford Mustang	8	5	1:42.354	0.499	0.016	140.8
7	46	Iannetta Romain	FRA			Marko Stipp Motorsport	DEU	Chevrolet Camaro	10	9	1:42.366	0.511	0.012	140.8
8	14	Goossens Marc	BEL			Speedhouse	FRA	Ford Mustang	10	8	1:42.479	0.624	0.113	140.6
9	58	Luhr Lucas	DEU			Racingfuel Motorsport	CHE	Chevrolet Camaro	10	9	1:42.937	1.082	0.458	140.0
10	24	Day Alon	ISR			PK Carsport	BEL	Chevrolet Camaro	10	3	1:43.004	1.149	0.067	139.9
11	36	Ghirelli Vittorio	ITA			Not Only Motorsport	ITA	Chevrolet Camaro	3	2	1:48.773	6.918	5.769	132.5

Chal

1	7	Doubek Martin	CZE	Chal	1	Hendriks Motorsport	NLD	Ford Mustang	10	5	1:42.792			140.2
2	55	Armetta Fabrizio	ITA	Chal	2	The Club Motorsport	ITA	Chevrolet Camaro	11	10	1:42.846	0.054	0.054	140.1
3	16	Cappelli Claudio Remigio	ITA	Chal	3	MK1 Racing - RaceArt Technology	ITA	Shadow DNM8	9	4	1:42.991	0.199	0.145	139.9
4	8	Caso Dario	ITA	Chal	4	Racers Motorsport	ITA	Chevrolet Camaro	10	4	1:44.044	1.252	1.053	138.5
5	23	Tuomaala Henri	FIN	Chal	5	Team Bleekemolen	NLD	Chevrolet Camaro	10	5	1:44.273	1.481	0.229	138.2
6	33	Barberini Cosimo	ITA	Chal	6	Speedhouse	FRA	Ford Mustang	10	5	1:44.531	1.739	0.258	137.9
7	48	Sokolovskiy Yevgen	UKR	Chal	7	Marko Stipp Motorsport	DEU	Chevrolet Camaro	10	8	1:44.601	1.809	0.070	137.8
8	17	Manfre Bernardo	ITA	Chal	8	MK1 Racing - RaceArt Technology	ITA	Shadow DNM8	10	9	1:45.027	2.235	0.426	137.2
9	72	Waden Ian Eric	FIN	Chal	9	Team Bleekemolen	NLD	Ford Mustang	5	5	1:46.272	3.480	1.245	135.6
10	4	Panagiotis Yannick	FRA	Chal	10	Panasport	FRA	Ford Mustang	6	5	1:46.580	3.788	0.308	135.2
11	90	Gabossi Nicolò	ITA	Chal	11	Not Only Motorsport	ITA	Chevrolet Camaro	10	9	1:47.035	4.243	0.455	134.7
12	2	Monti Federico	ITA	Chal	12	Academy Motorsport / Alex Caffi Motorsport	ITA	EuroNASCAR FJ	6	3	1:47.114	4.322	0.079	134.6
13	89	Dallara Davide	ITA	Chal	13	Not Only Motorsport	ITA	Chevrolet Camaro	9	7	1:47.883	5.091	0.769	133.6
14	88	Lanza Massimiliano	ITA	Chal	14	CAAL Racing	ITA	Chevrolet Camaro	11	2	1:48.871	6.079	0.988	132.4
15	65	Romagnoli Riccardo	ITA	Chal	15	The Club Motorsport	ITA	Chevrolet Camaro	11	11	2:22.230	39.438	33.359	101.3

Junior

1	50	Dauenhauer Tobias	DEU	Junior	1	Hendriks Motorsport	NLD	Ford Mustang	6	5	1:41.771			141.6
2	18	Maggi Giorgio	CHE	Junior	2	Race Art Technology	CHE	Toyota Camry	9	4	1:42.373	0.602	0.602	140.8
3	47	Colavita Leonardo	ITA	Junior	3	Racers Motorsport	ITA	Chevrolet Camaro	10	4	1:42.566	0.795	0.193	140.5
4	38	Grinbergas Gustas	LTU	Junior	4	Buggyra ZM-MFT Racing	ARE	Ford Mustang	10	9	1:43.890	2.119	1.324	138.7
5	29	Koloc Aliyyah	ARE	Junior	5	Buggyra ZM-MFT Racing	ARE	Ford Mustang	6	5	1:45.502	3.731	1.612	136.6
6	1	Krasonis Thomas	CRC	Junior	6	Academy Motorsport / Alex Caffi Motorsport	ITA	Ford Mustang	4	3	1:46.217	4.446	0.715	135.7
7	44	Rautjarvi Jonne	FIN	Junior	7	Team Bleekemolen	NLD	Chevrolet Camaro	9	4	1:46.653	4.882	0.436	135.1

* PENALTIES

CARS 1,2,3,5,8,14,16,17,23,24,33,44,46,47,48,54,65,72,88,89 TIME DELETED DUE TRACK LIMITS

CARS 7, 8, 17, 24 & 88 BEST LAP DELETED DUE RED FLAG PROCEDURE

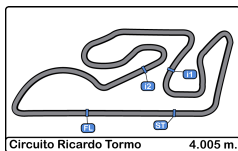
Published at:.....

Track Temp: 26.2 °C Air Temp: 21.7 °C Humidity: 54 % Track Status: DRY

Stewards:

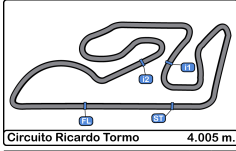
Race Director:

Timekeeper:



Circuit Ricardo Tormo
EURONASCAR PRO
Qualifying
Lap Analysis

1 Junior							7 Chal								
Lap	D	Time	Sector 1	Sector 2	Sector 3	T. Spd	Elapsed	Lap	D	Time	Sector 1	Sector 2	Sector 3	T. Spd	Elapsed
1		10:02:39.412	10:01:24.034	43.973	31.405		10:02:39.412	1		10:03:01.173	10:01:40.292	48.977	31.904		10:03:01.173
2		1:54.366	40.379	37.844	36.143		10:04:33.778	2		1:51.431	40.122	42.449	28.860		10:04:52.604
3		1:46.217	39.765	37.425	29.027		10:06:19.995	3		1:43.296	38.887	36.303	28.106		10:06:35.900
4		1:44.068	39.107	36.716	28.245		10:08:04.063	4		1:42.992	38.672	36.193	28.127		10:08:18.892
5			38.676					5		1:42.792	38.362	36.399	28.031		10:10:01.684
2 Chal							8 Chal								
Lap	D	Time	Sector 1	Sector 2	Sector 3	T. Spd	Elapsed	Lap	D	Time	Sector 1	Sector 2	Sector 3	T. Spd	Elapsed
1		10:03:03.769	10:01:41.780	48.279	33.710		10:03:03.769	1		10:03:16.838	10:01:58.702	43.158	34.978		10:03:16.838
2		1:51.071	41.953	38.865	30.253		10:04:54.840	2		1:47.569	41.107	37.138	29.324		10:05:04.407
3		1:47.114	40.285	37.787	29.042		10:06:41.954	3		1:45.159	39.403	36.713	29.043		10:06:49.566
4		1:47.425	39.922	37.709	29.494		10:08:29.079	4		1:44.044	39.191	36.401	28.452		10:08:33.610
5		1:51.183	41.395	38.552	31.236		10:10:20.262	5		1:45.212	39.842	36.348	29.022		10:10:18.822
6		2:26.401 P	40.264	46.584	59.553		10:12:46.663	6		2:23.317 P	39.020	46.027	58.270		10:12:42.139
3 RDV Competition							14 Goossens Marc								
Lap	D	Time	Sector 1	Sector 2	Sector 3	T. Spd	Elapsed	Lap	D	Time	Sector 1	Sector 2	Sector 3	T. Spd	Elapsed
1		10:02:29.934	10:01:13.747	42.610	33.577		10:02:29.934	1		10:02:32.058	10:01:19.412	41.017	31.629		10:02:32.058
2		1:48.714	40.736	37.313	30.665		10:04:18.648	2		1:50.627	40.033	38.679	31.915		10:04:22.685
3		1:45.033	39.111	37.481	28.441		10:06:03.681	3		1:50.216	44.175	37.425	28.616		10:06:12.901
4		1:43.544	38.455	35.990	29.099		10:07:47.225	4		1:43.952	39.126	36.367	28.459		10:07:56.853
5		1:43.011	38.599	36.075	28.337		10:09:30.236	5		1:43.485	38.714	36.408	28.363		10:09:40.338
6		1:59.840 P	38.385	37.010	44.445		10:11:30.076	6		2:01.226 P	38.527	36.139	46.560		10:11:41.564
7		6:54.137	5:46.308	38.464	29.365		10:18:24.213	7		6:44.186	5:35.547	39.615	29.024		10:18:25.750
8		1:42.098	38.135	36.052	27.911		10:20:06.311	8		1:42.479	38.479	36.073	27.927		10:20:08.229
9		1:59.629 P	40.178	40.711	38.740		10:22:05.940	9		1:42.417	38.420	36.093	27.904		10:21:50.646
4 Chal							5 Academy Motorsport / Alex Caffi								
Lap	D	Time	Sector 1	Sector 2	Sector 3	T. Spd	Elapsed	Lap	D	Time	Sector 1	Sector 2	Sector 3	T. Spd	Elapsed
1		10:02:41.449	10:01:26.458	42.949	32.042		10:02:41.449	1		10:02:34.019	10:01:23.875	39.986	30.158		10:02:34.019
2		1:54.037	42.276	39.425	32.336		10:04:35.486	2		1:58.810	40.945	39.552	38.313		10:04:32.829
3		1:48.164	41.111	37.987	29.066		10:06:23.650	3		1:46.238	39.506	37.749	28.983		10:06:19.067
4		1:46.866	40.539	37.636	28.691		10:08:10.516	4		1:42.106	38.300	35.972	27.834		10:08:01.173
5		1:46.580	40.535	37.403	28.642		10:09:57.096	5		1:51.528	43.132	39.719	28.677		10:09:52.701
6		2:27.823 P	40.525	52.133	55.165		10:12:24.919	6		2:12.762 P	38.323	41.442	52.997		10:12:05.463



Circuit Ricardo Tormo
EURONASCAR PRO
Qualifying
Lap Analysis

16 Cappelli Claudio Remigio Shadow DNM8 **24** Day Alon Chevrolet Camaro

Chal							MK1 Racing - RaceArt Technology						PK Carsport		
Lap	D	Time	Sector 1	Sector 2	Sector 3	T. Spd	Elapsed	Lap	D	Time	Sector 1	Sector 2	Sector 3	T. Spd	Elapsed
1		10:02:08.886	10:00:57.677	40.553	30.656		10:02:08.886	1		10:02:32.918	10:01:21.390	39.506	32.022		10:02:32.918
2		1:47.914	41.037	37.767	29.110		10:03:56.800	2		1:46.534	39.912	37.398	29.224		10:04:19.452
3		1:46.822	40.101	37.535	29.186		10:05:43.622	3		1:43.004	38.769	36.291	27.944		10:06:02.456
4		1:42.991	38.463	36.151	28.377		10:07:26.613	4		1:41.954	38.468	35.736	27.750		10:07:44.410
5		1:54.469 P	38.896	38.105	37.468		10:09:21.082	5		1:44.637	39.641	36.820	28.176		10:09:29.047
6		9:00.541	7:54.329	37.682	28.530		10:18:21.623	6		1:42.441	38.199	35.934	28.308		10:11:11.488
7		1:43.864	38.525	36.473	28.863		10:20:05.484	7		2:35.154 P	49.550	53.602	52.002		10:13:46.642
8		1:43.134	38.612	36.282	28.240		10:21:48.618	8		5:15.103	3:39.845	40.208	55.050		10:19:01.745
9		2:04.259 P	46.711	40.381	37.167		10:23:52.877	9		1:42.013	38.254	35.818	27.941		10:20:43.758
								10		2:10.838 P	43.612	47.137	40.089		10:22:54.596

17 Manfre Bernardo Shadow DNM8 **29** Koloc Aliyyah Ford Mustang

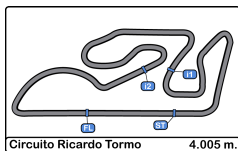
Chal							MK1 Racing - RaceArt Technology						Junior		Buggyra ZM-MFT Racing	
Lap	D	Time	Sector 1	Sector 2	Sector 3	T. Spd	Elapsed	Lap	D	Time	Sector 1	Sector 2	Sector 3	T. Spd	Elapsed	
1		10:02:18.052	10:01:03.580	42.501	31.971		10:02:18.052	1		10:02:54.614	10:01:33.862	46.713	34.039		10:02:54.614	
2		1:52.311	42.548	39.336	30.427		10:04:10.363	2		1:53.925	43.546	40.381	29.998		10:04:48.539	
3		1:47.294	40.226	37.781	29.287		10:05:57.657	3		1:46.733	40.128	37.620	28.985		10:06:35.272	
4		1:46.297	39.942	37.567	28.788		10:07:43.954	4		1:47.861	40.346	38.210	29.305		10:08:23.133	
5		1:51.444 P	39.742	37.854	33.845		10:09:35.395	5		1:45.502	39.512	37.322	28.668		10:10:08.635	
6		3:18.214 P	1:43.421	44.368	50.425		10:12:53.609	6		2:24.367 P	41.429	48.363	54.575		10:12:33.002	
7		5:33.030	4:26.012	37.525	29.493		10:18:26.639									
8		1:44.537	38.893	36.736	28.908		10:20:11.176									
9		1:45.027	39.523	36.858	28.646		10:21:56.203									
10		2:06.733 P	45.513	42.036	39.184		10:24:02.936									

18 Maggi Giorgio Toyota Camry **33** Barberini Cosimo Ford Mustang

Junior							Race Art Technology						Chal		Speedhouse	
Lap	D	Time	Sector 1	Sector 2	Sector 3	T. Spd	Elapsed	Lap	D	Time	Sector 1	Sector 2	Sector 3	T. Spd	Elapsed	
1		10:03:25.066	10:02:12.065	41.091	31.910		10:03:25.066	1		10:02:37.209	10:01:21.139	43.547	32.523		10:02:37.209	
2		1:54.351	43.878	41.769	28.704		10:05:19.417	2		1:51.197	41.852	38.067	31.278		10:04:28.406	
3		1:43.231	38.974	36.201	28.056		10:07:02.648	3		1:46.342	40.003	37.501	28.838		10:06:14.748	
4		1:42.373	38.362	36.023	27.988		10:08:45.021	4		1:45.241	39.739	37.019	28.483		10:07:59.989	
5		1:42.423	38.410	36.122	27.891		10:10:27.444	5		1:44.531	39.196	36.682	28.653		10:09:44.520	
6		2:23.359 P	43.767	47.136	52.456		10:12:50.803	6		2:23.327 P	44.957	45.693	52.677		10:12:07.847	
7		6:13.206	4:55.927	41.665	35.614		10:19:04.009	7		6:33.083	5:20.179	37.959	34.945		10:18:40.930	
8		1:42.828	38.312	36.555	27.961		10:20:46.837	8		1:44.227	39.210	36.579	28.438		10:20:25.157	
9		2:00.377 P	41.872	39.409	39.096		10:22:47.214	9		1:43.627	38.964	36.489	28.174		10:22:08.784	
								10		2:20.318 P	46.530	46.818	46.970		10:24:29.102	

23 Tuomaala Henri Chevrolet Camaro **36** Ghirelli Vittorio Chevrolet Camaro

Chal							Team Bleekemolen						Not Only Motorsport		
Lap	D	Time	Sector 1	Sector 2	Sector 3	T. Spd	Elapsed	Lap	D	Time	Sector 1	Sector 2	Sector 3	T. Spd	Elapsed
1		10:02:30.882	10:01:12.430	42.434	36.018		10:02:30.882	1		10:02:07.248	10:00:54.446	41.310	31.492		10:02:07.248
2		1:48.460	40.492	37.585	30.383		10:04:19.342	2		1:48.773	41.220	38.068	29.485		10:03:56.021
3		1:45.021	39.666	36.929	28.426		10:06:04.363	3		1:52.498	39.919	39.633	32.946		10:05:48.519
4		1:45.490	39.559	37.322	28.609		10:07:49.853								
5		1:44.273	38.923	36.650	28.700		10:09:34.126								
6		2:05.366 P	39.092	37.906	48.368		10:11:39.492								
7		7:15.444	5:59.009	41.410	35.025		10:18:54.936								
8		1:45.205	39.542	36.873	28.790		10:20:40.141								
9		1:44.456	39.117	36.808	28.531		10:22:24.597								
10		2:19.499 P	44.363	44.042	51.094		10:24:44.096								



Circuit Ricardo Tormo
EURONASCAR PRO
Qualifying
Lap Analysis

38 Grinbergas Gustas Ford Mustang **47** Colavita Leonardo Chevrolet Camaro

Junior							Buggyra ZM-MFT Racing							Junior						
Lap	D	Time	Sector 1	Sector 2	Sector 3	T. Spd	Elapsed	Lap	D	Time	Sector 1	Sector 2	Sector 3	T. Spd	Elapsed					
1		10:02:50.941	10:01:35.286	42.802	32.853		10:02:50.941	1		10:03:16.047	10:01:59.549	41.825	34.673		10:03:16.047					
2		1:52.513	42.807	39.002	30.704		10:04:43.454	2		1:46.370	40.222	37.347	28.801		10:05:02.417					
3		1:45.348	39.789	36.838	28.721		10:06:28.802	3		1:45.419	39.038	37.966	28.415		10:06:47.836					
4		1:44.174	39.202	36.512	28.460		10:08:12.976	4		1:42.566	38.460	36.012	28.094		10:08:30.402					
5		1:50.765	38.864	40.854	31.047		10:10:03.741	5		1:44.171	39.463	36.301	28.407		10:10:14.573					
6		2:23.901 P	38.889	48.310	56.702		10:12:27.642	6		2:15.555 P	38.432	41.780	55.343		10:12:30.128					
7		6:23.995	5:11.518	39.671	32.806		10:18:51.637	7		6:02.650	4:55.473	36.769	30.408		10:18:32.778					
8		1:52.526	38.977	37.380	36.169		10:20:44.163	8		1:43.585	38.546	36.409	28.630		10:20:16.363					
9		1:43.890	38.894	36.436	28.560		10:22:28.053	9		1:43.293	38.381	36.483	28.429		10:21:59.656					
10		2:19.979 P	44.104	44.936	50.939		10:24:48.032	10		2:04.511 P	43.763	41.466	39.282		10:24:04.167					

44 Rautjarvi Jonne Chevrolet Camaro **48** Sokolovskiy Yevgen Chevrolet Camaro

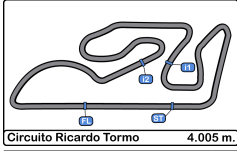
Junior							Team Bleekemolen							Chal						
Lap	D	Time	Sector 1	Sector 2	Sector 3	T. Spd	Elapsed	Lap	D	Time	Sector 1	Sector 2	Sector 3	T. Spd	Elapsed					
1		10:02:35.012	10:01:16.274	43.768	34.970		10:02:35.012	1		10:02:37.184	10:01:24.893	41.430	30.861		10:02:37.184					
2		1:48.435	40.967	37.865	29.603		10:04:23.447	2		1:48.926	40.676	37.254	30.996		10:04:26.110					
3		1:47.381	40.257	37.365	29.759		10:06:10.828	3		1:44.428	39.304	36.702	28.422		10:06:10.538					
4		1:46.653	39.894	37.290	29.469		10:07:57.481	4		1:44.430	39.046	36.681	28.703		10:07:54.968					
5		1:46.908	39.713	37.682	29.513		10:09:44.389	5		1:48.299	40.065	38.716	29.518		10:09:43.267					
6		2:01.832 P	39.921	38.688	43.223		10:11:46.221	6		2:00.908 P	38.921	36.675	45.312		10:11:44.175					
7		6:59.851	5:43.934	41.425	34.492		10:18:46.072	7		6:52.805	5:42.182	38.756	31.867		10:18:36.980					
8		1:47.287	40.182	37.560	29.545		10:20:33.359	8		1:44.601	39.107	36.857	28.637		10:20:21.581					
9		1:55.635 P	40.306	38.713	36.616		10:22:28.994	9		1:44.677	39.179	36.800	28.698		10:22:06.258					
10								10		2:00.863 P	45.017	39.013	36.833		10:24:07.121					

46 Iannetta Romain Chevrolet Camaro **50** Dauenhauer Tobias Ford Mustang

Marko Stipp Motorsport							Junior								
Lap	D	Time	Sector 1	Sector 2	Sector 3	T. Spd	Elapsed	Lap	D	Time	Sector 1	Sector 2	Sector 3	T. Spd	Elapsed
1		10:02:33.419	10:01:21.839	39.723	31.857		10:02:33.419	1		10:02:26.213	10:01:10.378	42.818	33.017		10:02:26.213
2		1:48.650	40.987	37.906	29.757		10:04:22.069	2		1:50.641	41.717	38.226	30.698		10:04:16.854
3		1:43.681	38.949	36.590	28.142		10:06:05.750	3		1:42.795	38.856	36.057	27.882		10:05:59.649
4		1:47.487	40.835	37.830	28.822		10:07:53.237	4		1:42.730	38.205	36.634	27.891		10:07:42.379
5		1:42.861	38.578	36.224	28.059		10:09:36.098	5		1:41.771	37.987	35.896	27.888		10:09:24.150
6		1:59.873 P	38.398	36.236	45.239		10:11:35.971	6		2:09.557 P	42.851	41.511	45.195		10:11:33.707
7		6:59.807	5:49.965	36.757	33.085		10:18:35.778								
8		1:43.425	38.851	36.212	28.362		10:20:19.203								
9		1:42.366	38.148	36.105	28.113		10:22:01.569								
10		1:53.840 P	42.031	38.207	33.602		10:23:55.409								

54 Ercoli Gianmarco Chevrolet Camaro

CAAL Racing							
Lap	D	Time	Sector 1	Sector 2	Sector 3	T. Spd	Elapsed
1		10:02:03.002	10:00:53.141	40.147	29.714		10:02:03.002
2		1:43.491	38.944	36.351	28.196		10:03:46.493
3		1:41.974	38.082	35.946	27.943		10:05:28.464
4		1:41.855	38.081	35.802	27.972		10:07:10.319
5		2:13.896 P	41.868	54.300	37.728		10:09:24.215



Circuit Ricardo Tormo
EURONASCAR PRO
Qualifying
Lap Analysis

55 Armetta Fabrizio Chevrolet Camaro **65** Romagnoli Riccardo Chevrolet Camaro
Chal The Club Motorsport Chal The Club Motorsport

Lap	D	Time	Sector 1	Sector 2	Sector 3	T. Spd	Elapsed	Lap	D	Time	Sector 1	Sector 2	Sector 3	T. Spd	Elapsed
1		10:02:04.135	10:00:53.566	40.493	30.076		10:02:04.135	1		10:02:05.837	10:00:53.018	42.206	30.613		10:02:05.837
2		1:44.802	39.680	36.682	28.440		10:03:48.937	2		1:45.294	39.985	36.871	28.438		10:03:51.131
3		1:43.352	38.719	36.252	28.381		10:05:32.289	3		1:43.862	39.035	36.575	28.252		10:05:34.993
4		1:46.329	39.733	38.003	28.593		10:07:18.618	4		1:44.256	38.708	37.125	28.423		10:07:19.249
5		1:43.228	38.718	36.364	28.146		10:09:01.846	5		1:44.080	39.084	36.573	28.423		10:09:03.329
6		1:42.996	38.714	36.187	28.095		10:10:44.842	6		1:43.597	38.843	36.446	28.308		10:10:46.926
7		2:12.350 P	43.443	43.672	45.235		10:12:57.192	7		2:11.998 P	44.973	40.727	46.298		10:12:58.924
8		5:47.205	4:31.826	40.907	34.472		10:18:44.397	8		5:46.007	4:30.753	40.848	34.406		10:18:44.931
9		1:43.314	38.573	36.564	28.177		10:20:27.711	9		1:44.125	38.883	36.736	28.506		10:20:29.056
10		1:42.846	38.414	36.327	28.105		10:22:10.557	10		1:43.735	38.738	36.547	28.450		10:22:12.791
11		2:21.714 P	47.243	46.324	48.147		10:24:32.271	11		2:22.230 P	46.195	47.300	48.735		10:24:35.021

56 Rocca Nicola Ford Mustang **69** Bleekemolen Sebastiaan Ford Mustang
CAAL Racing Team Bleekemolen

Lap	D	Time	Sector 1	Sector 2	Sector 3	T. Spd	Elapsed	Lap	D	Time	Sector 1	Sector 2	Sector 3	T. Spd	Elapsed
1		10:02:27.685	10:01:11.511	42.373	33.801		10:02:27.685	1		10:02:24.702	10:01:10.598	39.868	34.236		10:02:24.702
2		1:47.395	39.281	36.286	31.828		10:04:15.080	2		1:44.695	39.545	36.484	28.666		10:04:09.397
3		1:42.636	38.629	35.775	28.232		10:05:57.716	3		1:42.796	38.531	36.073	28.192		10:05:52.193
4		1:42.135	38.340	35.848	27.947		10:07:39.851	4		1:42.633	38.441	36.037	28.155		10:07:34.826
5		1:41.867	38.311	35.684	27.872		10:09:21.718	5		1:42.354	38.309	35.938	28.107		10:09:17.180
6		2:00.968 P	42.721	38.638	39.609		10:11:22.686	6		2:03.497 P	42.168	40.399	40.930		10:11:20.677
7		9:21.200	7:57.653	50.319	33.228		10:20:41.877	7		2:10.334 P	49.888	40.937	39.509		10:22:52.211

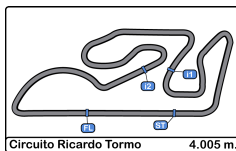
58 Luhr Lucas Chevrolet Camaro **72** Waden Ian Eric Ford Mustang
Racingfuel Motorsport Chal Team Bleekemolen

Lap	D	Time	Sector 1	Sector 2	Sector 3	T. Spd	Elapsed	Lap	D	Time	Sector 1	Sector 2	Sector 3	T. Spd	Elapsed
1		10:03:19.866	10:02:07.665	40.354	31.847		10:03:19.866	1		10:02:28.792	10:01:11.241	42.954	34.597		10:02:28.792
2		1:46.901	41.252	37.135	28.514		10:05:06.767	2		1:51.168	41.640	39.113	30.415		10:04:19.960
3		1:44.083	39.428	36.253	28.402		10:06:50.850	3		1:47.342	40.062	38.424	28.856		10:06:07.302
4		1:43.171	39.113	36.011	28.047		10:08:34.021	4		1:47.109	40.162	37.843	29.104		10:07:54.411
5		1:44.413	38.837	36.334	29.242		10:10:18.434	5		1:46.272	40.224	36.987	29.061		10:09:40.683
6		2:26.431 P	38.942	48.273	59.216		10:12:44.865	6							
7		6:21.111	5:11.801	36.398	32.912		10:19:05.976	7							
8		1:43.137	38.821	36.214	28.102		10:20:49.113	8							
9		1:42.937	38.557	36.279	28.101		10:22:32.050	9							
10		2:20.888 P	46.767	48.242	45.879		10:24:52.938	10							

64 Graff Alexander Ford Mustang **88** Lanza Massimiliano Chevrolet Camaro
Speedhouse Chal CAAL Racing

Lap	D	Time	Sector 1	Sector 2	Sector 3	T. Spd	Elapsed	Lap	D	Time	Sector 1	Sector 2	Sector 3	T. Spd	Elapsed
1		10:02:32.734	10:01:14.850	44.334	33.550		10:02:32.734	1		10:02:07.615	10:00:55.296	41.003	31.316		10:02:07.615
2		1:48.464	40.783	38.049	29.632		10:04:21.198	2		1:48.871	41.365	38.012	29.494		10:03:56.486
3		1:44.001	39.050	36.708	28.243		10:06:05.199	3		1:45.404	39.816	37.262	28.323		10:05:41.887
4		1:43.752	39.108	36.525	28.119		10:07:48.951	4		1:50.314	43.911	37.607	28.796		10:07:32.201
5		1:42.564	38.422	36.203	27.939		10:09:31.515	5		1:43.918	39.163	36.403	28.352		10:09:16.119
6		2:00.154 P	38.164	36.299	45.691		10:11:31.669	6		1:43.924	38.769	36.852	28.303		10:11:00.043
7		6:48.944	5:43.983	36.733	28.228		10:18:20.613	7		2:37.231 P	58.508	52.303	46.420		10:13:37.274
8		1:42.672	38.384	36.210	28.078		10:20:03.285	8		5:25.200	4:04.212	40.942	40.046		10:19:02.474
9		1:42.338	38.282	35.980	28.076		10:21:45.623	9		1:44.139	38.659	36.673	28.807		10:20:46.613
10		1:52.904 P	39.835	36.416	36.653		10:23:38.527	10		1:43.417	38.849	36.402	28.166		10:22:30.030
11								11		2:21.276 P	48.301	48.075	44.900		10:24:51.306





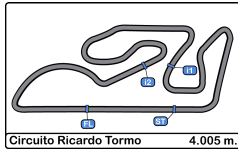
Circuito Ricardo Tormo
EURONASCAR PRO
Qualifying
Lap Analysis

89 Dallara Davide Chevrolet Camaro
Chal Not Only Motorsport

Lap	D	Time	Sector 1	Sector 2	Sector 3	T. Spd	Elapsed
1		10:02:44.432	10:01:29.484	43.134	31.814		10:02:44.432
2		1:59.320 P	42.987	39.804	36.529		10:04:43.752
3		3:24.295	2:13.332	41.298	29.665		10:08:08.047
4		1:48.722	41.176	37.998	29.548		10:09:56.769
5		2:32.279 P	42.564	52.253	57.462		10:12:29.048
6		6:49.972	5:42.180	38.267	29.525		10:19:19.020
7		1:47.883	40.407	37.849	29.627		10:21:06.903
8		1:47.204	40.152	37.748	29.301		10:22:54.104
9		2:00.680 P	43.295	40.031	37.354		10:24:54.784

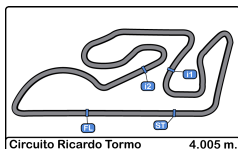
90 Gabossi Nicolò Chevrolet Camaro
Chal Not Only Motorsport

Lap	D	Time	Sector 1	Sector 2	Sector 3	T. Spd	Elapsed
1		10:03:07.740	10:01:47.674	46.838	33.228		10:03:07.740
2		1:52.334	42.513	40.002	29.819		10:05:00.074
3		1:49.179	41.246	38.506	29.427		10:06:49.253
4		1:49.875	42.410	38.428	29.037		10:08:39.128
5		1:47.472	40.264	38.324	28.884		10:10:26.600
6		2:21.768 P	42.941	46.665	52.162		10:12:48.368
7		6:25.740	5:17.313	38.955	29.472		10:19:14.108
8		1:46.648	39.856	37.732	29.060		10:21:00.756
9		1:47.035	39.558	37.850	29.627		10:22:47.791
10		2:19.231 P	48.562	44.900	45.769		10:25:07.022



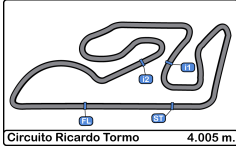
Circuit Ricardo Tormo
EURONASCAR PRO
Qualifying
Best Sectors Results

Sector - 1			Sector - 2			Sector - 3			Ideal Lap vs Best Lap						
Clas	Nº	Driver	Time	Nº	Driver	Time	Nº	Driver	Time	Clas	Nº	Driver	Ideal Lap	Best Lap	Clas
1	50	Dauenhauer Tobias	37.987	56	Rocca Nicolo	35.684	24	Day Alon	27.750	1	24	Day Alon	1:41.685	1:43.004	16
2	54	Ercoli Gianmarco	38.081	24	Day Alon	35.736	5	Lemarie Patrick	27.834	2	50	Dauenhauer Tobias	1:41.765	1:41.771	1
3	3	Gabillon Frederic	38.135	54	Ercoli Gianmarco	35.802	56	Rocca Nicolo	27.872	3	54	Ercoli Gianmarco	1:41.826	1:41.855	2
4	46	Iannetta Romain	38.148	50	Dauenhauer Tobias	35.896	50	Dauenhauer Tobias	27.882	4	56	Rocca Nicolo	1:41.867	1:41.867	3
5	64	Graff Alexander	38.164	69	Bleekemolen Sebastiaan	35.938	18	Maggi Giorgio	27.891	5	3	Gabillon Frederic	1:42.036	1:42.098	4
6	7	Doubek Martin	38.192	5	Lemarie Patrick	35.972	14	Goossens Marc	27.904	6	64	Graff Alexander	1:42.083	1:42.338	6
7	24	Day Alon	38.199	64	Graff Alexander	35.980	3	Gabillon Frederic	27.911	7	5	Lemarie Patrick	1:42.106	1:42.106	5
8	5	Lemarie Patrick	38.300	3	Gabillon Frederic	35.990	64	Graff Alexander	27.939	8	18	Maggi Giorgio	1:42.226	1:42.373	9
9	69	Bleekemolen Sebastiaan	38.309	58	Luhr Lucas	36.011	54	Ercoli Gianmarco	27.943	9	46	Iannetta Romain	1:42.312	1:42.366	8
10	56	Rocca Nicolo	38.311	47	Colavita Leonardo	36.012	7	Doubek Martin	28.031	10	69	Bleekemolen Sebastiaan	1:42.354	1:42.354	7
11	18	Maggi Giorgio	38.312	18	Maggi Giorgio	36.023	58	Luhr Lucas	28.047	11	14	Goossens Marc	1:42.397	1:42.479	10
12	47	Colavita Leonardo	38.381	14	Goossens Marc	36.073	46	Iannetta Romain	28.059	12	7	Doubek Martin	1:42.416	1:42.792	12
13	55	Armetta Fabrizio	38.414	46	Iannetta Romain	36.105	47	Colavita Leonardo	28.094	13	47	Colavita Leonardo	1:42.487	1:42.566	11
14	14	Goossens Marc	38.420	16	Cappelli Claudio Remigio	36.151	55	Armetta Fabrizio	28.095	14	58	Luhr Lucas	1:42.615	1:42.937	14
15	16	Cappelli Claudio Remigio	38.463	55	Armetta Fabrizio	36.187	69	Bleekemolen Sebastiaan	28.107	15	55	Armetta Fabrizio	1:42.696	1:42.846	13
16	58	Luhr Lucas	38.557	7	Doubek Martin	36.193	88	Lanza Massimiliano	28.166	16	16	Cappelli Claudio Remigio	1:42.854	1:42.991	15
17	88	Lanza Massimiliano	38.659	8	Caso Dario	36.348	33	Barberini Cosimo	28.174	17	88	Lanza Massimiliano	1:43.227	1:48.871	32
18	1	Krasonis Thomas	38.676	88	Lanza Massimiliano	36.402	16	Cappelli Claudio Remigio	28.240	18	65	Romagnoli Riccardo	1:43.406	2:22.230	33
19	65	Romagnoli Riccardo	38.708	38	Grinbergas Gustas	36.436	1	Krasonis Thomas	28.245	19	8	Caso Dario	1:43.515	1:44.044	18
20	8	Caso Dario	38.855	65	Romagnoli Riccardo	36.446	65	Romagnoli Riccardo	28.252	20	33	Barberini Cosimo	1:43.627	1:44.531	20
21	38	Grinbergas Gustas	38.864	33	Barberini Cosimo	36.489	8	Caso Dario	28.312	21	1	Krasonis Thomas	1:43.637	1:46.217	24
22	17	Manfre Bernardo	38.893	23	Tuomaala Henri	36.650	48	Sokolovskiy Yevgen	28.422	22	38	Grinbergas Gustas	1:43.760	1:43.890	17
23	48	Sokolovskiy Yevgen	38.921	48	Sokolovskiy Yevgen	36.675	23	Tuomaala Henri	28.426	23	23	Tuomaala Henri	1:43.999	1:44.273	19
24	23	Tuomaala Henri	38.923	1	Krasonis Thomas	36.716	38	Grinbergas Gustas	28.460	24	48	Sokolovskiy Yevgen	1:44.018	1:44.601	21
25	33	Barberini Cosimo	38.964	17	Manfre Bernardo	36.736	4	Panagiotis Yannick	28.642	25	17	Manfre Bernardo	1:44.275	1:45.027	22
26	29	Koloc Aliyyah	39.512	72	Waden Ian Eric	36.987	17	Manfre Bernardo	28.646	26	29	Koloc Aliyyah	1:45.502	1:45.502	23
27	90	Gabossi Nicolò	39.558	44	Rautjarvi Jonne	37.290	29	Koloc Aliyyah	28.668	27	72	Waden Ian Eric	1:45.905	1:46.272	25
28	44	Rautjarvi Jonne	39.713	29	Koloc Aliyyah	37.322	72	Waden Ian Eric	28.856	28	90	Gabossi Nicolò	1:46.174	1:47.035	28
29	36	Ghirelli Vittorio	39.919	4	Panagiotis Yannick	37.403	90	Gabossi Nicolò	28.884	29	44	Rautjarvi Jonne	1:46.472	1:46.653	27
30	2	Monti Federico	39.922	2	Monti Federico	37.709	2	Monti Federico	29.042	30	4	Panagiotis Yannick	1:46.570	1:46.580	26
31	72	Waden Ian Eric	40.062	90	Gabossi Nicolò	37.732	89	Dallara Davide	29.301	31	2	Monti Federico	1:46.673	1:47.114	29
32	89	Dallara Davide	40.152	89	Dallara Davide	37.748	44	Rautjarvi Jonne	29.469	32	89	Dallara Davide	1:47.201	1:47.883	30
33	4	Panagiotis Yannick	40.525	36	Ghirelli Vittorio	38.068	36	Ghirelli Vittorio	29.485	33	36	Ghirelli Vittorio	1:47.472	1:48.773	31



Circuito Ricardo Tormo
EURONASCAR PRO
Qualifying
Best 5 Lap Times

Cls	N°	Driver	Nat	Cat	Cls	Team	Nat	Vehicle	Best 1		Best 2		Best 3		Best 4		Best 5		
									Time	Lap	Time	Lap	Time	Lap	Time	Lap	Time	Lap	
1	50	Dauenhauer Tobias	GER	DEU	Junio	1	Hendriks Motorsport	GER	NLD	1:41.771	5	1:42.730	4	1:42.795	3	1:50.641	2		
2	54	Ercoli Gianmarco	ITA	ITA			CAAL Racing	ITA	ITA	1:41.855	4	1:43.491	2	2:13.896	5				
3	56	Rocca Nicolo	ITA	ITA			CAAL Racing	ITA	ITA	1:41.867	5	1:42.135	4	1:42.636	3	1:47.395	2		
4	3	Gabillon Frederic	FRA	FRA			RDV Competition	FRA	FRA	1:42.098	8	1:43.011	5	1:43.544	4	1:48.714	2	1:59.629	9
5	5	Lemarie Patrick	FRA	FRA			Academy Motorsport / Alex Caffi	ITA	ITA	1:42.106	4	1:51.528	5						
6	64	Graff Alexander	SWE	SWE			Speedhouse	FRA	FRA	1:42.338	9	1:42.564	5	1:42.672	8	1:43.752	4	1:44.001	3
7	69	Bleekemolen Sebastiaan	NLD	NLD			Team Bleekemolen	NLD	NLD	1:42.354	5	1:42.633	4	1:42.796	3	1:44.695	2	2:10.334	8
8	46	Iannetta Romain	FRA	FRA			Marko Stipp Motorsport	DEU	DEU	1:42.366	9	1:42.861	5	1:43.425	8	1:43.681	3	1:47.487	4
9	18	Maggi Giorgio	CHE	CHE	Junio	2	Race Art Technology	CHE	CHE	1:42.373	4	1:42.423	5	1:42.828	8	1:43.231	3	1:54.351	2
10	14	Goossens Marc	BEL	BEL			Speedhouse	FRA	FRA	1:42.479	8	1:43.952	4	1:50.216	3	1:50.627	2	6:44.186	7
11	47	Colavita Leonardo	ITA	ITA	Junio	3	Racers Motorsport	ITA	ITA	1:42.566	4	1:43.293	9	1:44.171	5	1:45.419	3	2:04.511	10
12	7	Doubek Martin	CZE	CZE	Cha	1	Hendriks Motorsport	NLD	NLD	1:42.792	5	1:42.992	4	1:43.296	3	1:45.123	8	1:51.431	2
13	55	Armetta Fabrizio	ITA	ITA	Cha	2	The Club Motorsport	ITA	ITA	1:42.846	10	1:42.996	6	1:43.228	5	1:43.314	9	1:43.352	3
14	58	Luhr Lucas	GER	GER			Racingfuel Motorsport	CHE	CHE	1:42.937	9	1:43.137	8	1:43.171	4	1:44.083	3	1:44.413	5
15	16	Cappelli Claudio Remigio	ITA	ITA	Cha	3	MK1 Racing - RaceArt	ITA	ITA	1:42.991	4	1:43.134	8	1:46.822	3	1:47.914	2	2:04.259	9
16	24	Day Alon	ISR	ISR			PK Carsport	BEL	BEL	1:43.004	3	1:46.534	2	2:10.838	10	5:15.103	8		
17	38	Grinbergas Gustas	LIT	LIT	Junio	4	Buggyra ZM-MFT Racing	ARE	ARE	1:43.890	9	1:44.174	4	1:45.348	3	1:50.765	5	1:52.513	2
18	8	Caso Dario	ITA	ITA	Cha	4	Racers Motorsport	ITA	ITA	1:44.044	4	1:45.159	3	1:45.212	5	1:47.569	2	2:19.144	10
19	23	Tuomaala Henri	FIN	FIN	Cha	5	Team Bleekemolen	NLD	NLD	1:44.273	5	1:44.456	9	1:45.021	3	1:45.205	8	1:45.490	4
20	33	Barberini Cosimo	ITA	ITA	Cha	6	Speedhouse	FRA	FRA	1:44.531	5	1:45.241	4	1:51.197	2	2:20.318	10	6:33.083	7
21	48	Sokolovskiy Yevgen	UKR	UKR	Cha	7	Marko Stipp Motorsport	DEU	DEU	1:44.601	8	1:44.677	9	1:48.299	5	1:48.926	2	2:00.863	10
22	17	Manfre Bernardo	ITA	ITA	Cha	8	MK1 Racing - RaceArt	ITA	ITA	1:45.027	9	1:52.311	2	2:06.733	10	5:33.030	7		
23	29	Koloc Aliyyah	ARE	ARE	Junio	5	Buggyra ZM-MFT Racing	ARE	ARE	1:45.502	5	1:46.733	3	1:47.861	4	1:53.925	2		
24	1	Krasonis Thomas	GRC	GRC	Junio	6	Academy Motorsport / Alex Caffi	ITA	ITA	1:46.217	3	1:54.366	2						
25	72	Waden Ian Eric	FIN	FIN	Cha	9	Team Bleekemolen	NLD	NLD	1:46.272	5	1:47.109	4	1:47.342	3				
26	4	Panagiotis Yannick	FRA	FRA	Cha	10	Panasport	FRA	FRA	1:46.580	5	1:46.866	4	1:48.164	3	1:54.037	2		
27	44	Rautjarvi Jonne	FIN	FIN	Junio	7	Team Bleekemolen	NLD	NLD	1:46.653	4	1:47.287	8	1:47.381	3	1:48.435	2	1:55.635	9
28	90	Gabossi Nicolò	ITA	ITA	Cha	11	Not Only Motorsport	ITA	ITA	1:47.035	9	1:47.472	5	1:49.179	3	1:49.875	4	1:52.334	2
29	2	Monti Federico	ITA	ITA	Cha	12	Academy Motorsport / Alex Caffi	ITA	ITA	1:47.114	3	1:51.071	2	1:51.183	5				
30	89	Dallara Davide	ITA	ITA	Cha	13	Not Only Motorsport	ITA	ITA	1:47.883	7	1:48.722	4	1:59.320	2	2:00.680	9	3:24.295	3
31	36	Ghirelli Vittorio	ITA	ITA			Not Only Motorsport	ITA	ITA	1:48.773	2	1:52.498	3						
32	88	Lanza Massimiliano	ITA	ITA	Cha	14	CAAL Racing	ITA	ITA	1:48.871	2	1:50.314	4	2:21.276	11	5:25.200	8		
33	65	Romagnoli Riccardo	ITA	ITA	Cha	15	The Club Motorsport	ITA	ITA	2:22.230	11	5:46.007	8						



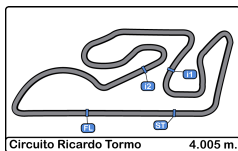
Circuito Ricardo Tormo

EURONASCAR PRO

Qualifying

Fastest Laps Sequence

Lap	Time of Day	Session Time	Nº	Driver	Nat	Cat	Team	Nat	Vehicle	Time	Km/h
2	10:03:46.493	3:46.493	54	Ercoli Gianmarco		ES	CAAL Racing		ES Chevrolet Camaro	1:43.491	139.3
3	10:05:32.289	5:32.289	55	Armetta Fabrizio		ES	Chal The Club Motorsport		ES Chevrolet Camaro	1:43.352	139.5
3	10:05:52.193	5:52.193	69	Bleekemolen Sebastiaan		NL	Team Bleekemolen		NL Ford Mustang	1:42.796	140.2
3	10:05:57.716	5:57.716	56	Rocca Nicolo		ES	CAAL Racing		ES Ford Mustang	1:42.636	140.4
4	10:07:10.319	7:10.319	54	Ercoli Gianmarco		ES	CAAL Racing		ES Chevrolet Camaro	1:41.855	141.5
5	10:09:24.150	9:24.150	50	Dauenhauer Tobias		DEU Junior	Hendriks Motorsport		NL Ford Mustang	1:41.771	141.6



Circuit Ricardo Tormo
EURONASCAR PRO
Qualifying
Pit Stop Analysis

3 Gabillon Frederic EuroNASCAR FJ
 RDV Competition

N°	In Day Time	In Time	Out Time	Pit Time	T. Pit Time	Handicap	Diff.
1	10:11:26.761	10:11:26.761	10:16:38.153	5:11.392	5:11.392		

7 Doubek Martin Ford Mustang
 Chal Hendriks Motorsport

N°	In Day Time	In Time	Out Time	Pit Time	T. Pit Time	Handicap	Diff.
1	10:12:18.763	10:12:18.763	10:16:52.280	4:33.517	4:33.517		

8 Caso Dario Chevrolet Camaro
 Chal Racers Motorsport

N°	In Day Time	In Time	Out Time	Pit Time	T. Pit Time	Handicap	Diff.
1	10:12:38.690	10:12:38.690	10:16:57.030	4:18.340	4:18.340		

14 Goossens Marc Ford Mustang
 Speedhouse

N°	In Day Time	In Time	Out Time	Pit Time	T. Pit Time	Handicap	Diff.
1	10:11:36.852	10:11:36.852	10:16:38.982	5:02.130	5:02.130		

16 Cappelli Claudio Remigio Shadow DNM8
 Chal MK1 Racing - RaceArt Technology

N°	In Day Time	In Time	Out Time	Pit Time	T. Pit Time	Handicap	Diff.
1	10:09:18.538	10:09:18.538	10:16:35.890	7:17.352	7:17.352		

17 Manfre Bernardo Shadow DNM8
 Chal MK1 Racing - RaceArt Technology

N°	In Day Time	In Time	Out Time	Pit Time	T. Pit Time	Handicap	Diff.
1	10:09:33.178	10:09:33.178	10:10:39.427	1:06.249	1:06.249		
2	10:12:48.522	10:12:48.522	10:16:40.420	3:51.898	4:58.147		

18 Maggi Giorgio Toyota Camry
 Junior Race Art Technology

N°	In Day Time	In Time	Out Time	Pit Time	T. Pit Time	Handicap	Diff.
1	10:12:45.932	10:12:45.932	10:17:01.338	4:15.406	4:15.406		

23 Tuomaala Henri Chevrolet Camaro
 Chal Team Bleekemolen

N°	In Day Time	In Time	Out Time	Pit Time	T. Pit Time	Handicap	Diff.
1	10:11:35.244	10:11:35.244	10:16:55.065	5:19.821	5:19.821		

24 Day Alon Chevrolet Camaro
 PK Carsport

N°	In Day Time	In Time	Out Time	Pit Time	T. Pit Time	Handicap	Diff.
1	10:13:43.136	10:13:43.136	10:16:47.591	3:04.455	3:04.455		

33 Barberini Cosimo Ford Mustang
 Chal Speedhouse

N°	In Day Time	In Time	Out Time	Pit Time	T. Pit Time	Handicap	Diff.
1	10:12:03.991	10:12:03.991	10:16:46.477	4:42.486	4:42.486		

38 Grinbergas Gustas Ford Mustang
 Junior Buggyra ZM-MFT Racing

N°	In Day Time	In Time	Out Time	Pit Time	T. Pit Time	Handicap	Diff.
1	10:12:23.758	10:12:23.758	10:16:58.338	4:34.580	4:34.580		

44 Rautjarvi Jonne Chevrolet Camaro
 Junior Team Bleekemolen

N°	In Day Time	In Time	Out Time	Pit Time	T. Pit Time	Handicap	Diff.
1	10:11:41.836	10:11:41.836	10:16:51.234	5:09.398	5:09.398		

46 Iannetta Romain Chevrolet Camaro
 Chal Marko Stipp Motorsport

N°	In Day Time	In Time	Out Time	Pit Time	T. Pit Time	Handicap	Diff.
1	10:11:32.265	10:11:32.265	10:16:44.660	5:12.395	5:12.395		

47 Colavita Leonardo Chevrolet Camaro
 Junior Racers Motorsport

N°	In Day Time	In Time	Out Time	Pit Time	T. Pit Time	Handicap	Diff.
1	10:12:26.181	10:12:26.181	10:16:42.713	4:16.532	4:16.532		

48 Sokolovskiy Yevgen Chevrolet Camaro
 Chal Marko Stipp Motorsport

N°	In Day Time	In Time	Out Time	Pit Time	T. Pit Time	Handicap	Diff.
1	10:11:39.290	10:11:39.290	10:16:43.530	5:04.240	5:04.240		

55 Armetta Fabrizio Chevrolet Camaro
 Chal The Club Motorsport

N°	In Day Time	In Time	Out Time	Pit Time	T. Pit Time	Handicap	Diff.
1	10:12:52.678	10:12:52.678	10:16:48.925	3:56.247	3:56.247		

58 Luhr Lucas Chevrolet Camaro
 Racingfuel Motorsport

N°	In Day Time	In Time	Out Time	Pit Time	T. Pit Time	Handicap	Diff.
1	10:12:40.861	10:12:40.861	10:17:17.983	4:37.122	4:37.122		

64 Graff Alexander Ford Mustang
 Speedhouse

N°	In Day Time	In Time	Out Time	Pit Time	T. Pit Time	Handicap	Diff.
1	10:11:28.323	10:11:28.323	10:16:36.865	5:08.542	5:08.542		

65 Romagnoli Riccardo Chevrolet Camaro
 Chal The Club Motorsport

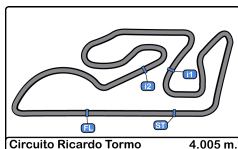
N°	In Day Time	In Time	Out Time	Pit Time	T. Pit Time	Handicap	Diff.
1	10:12:54.491	10:12:54.491	10:16:50.130	3:55.639	3:55.639		

69 Bleekemolen Sebastiaan Ford Mustang
 Team Bleekemolen

N°	In Day Time	In Time	Out Time	Pit Time	T. Pit Time	Handicap	Diff.
1	10:11:17.566	10:11:17.566	10:18:36.250	7:18.684	7:18.684		

88 Lanza Massimiliano Chevrolet Camaro
 Chal CAAL Racing

N°	In Day Time	In Time	Out Time	Pit Time	T. Pit Time	Handicap	Diff.
1	10:13:34.826	10:13:34.826	10:16:59.710	3:24.884	3:24.884		



Circuito Ricardo Tormo
EURONASCAR PRO
Qualifying
Pit Stop Analysis

Circuito Ricardo Tormo 4.005 m.

89 Dallara Davide Chevrolet Camaro

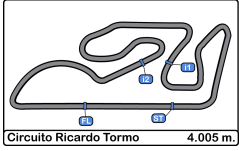
Chal Not Only Motorsport

N°	In Day Time	In Time	Out Time	Pit Time	T. Pit Time	Handicap	Diff.
1	10:04:41.277	10:04:41.277	10:06:09.074	1:27.797	1:27.797		
2	10:12:25.074	10:12:25.074	10:17:31.317	5:06.243	6:34.040		

90 Gabossi Nicolò Chevrolet Camaro

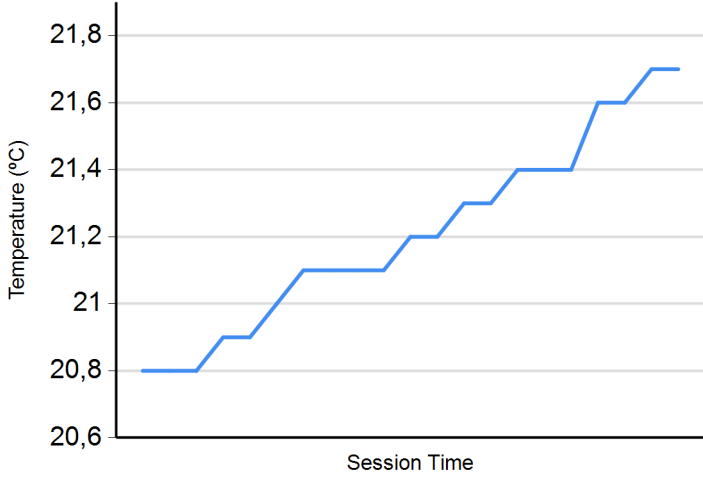
Chal Not Only Motorsport

N°	In Day Time	In Time	Out Time	Pit Time	T. Pit Time	Handicap	Diff.
1	10:12:43.540	10:12:43.540	10:17:24.359	4:40.819	4:40.819		

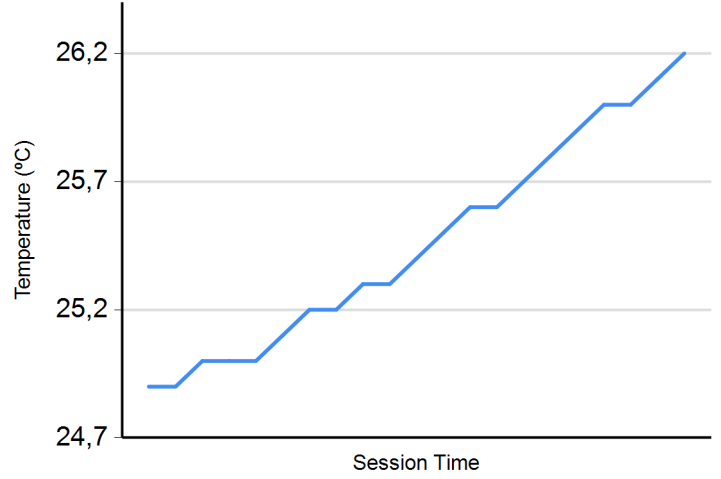


Circuit Ricardo Tormo
EURONASCAR PRO
Qualifying
Weather Report

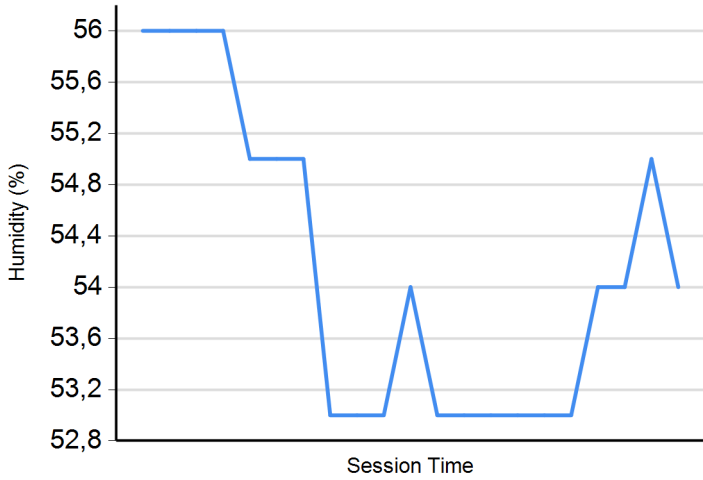
Air Temperature



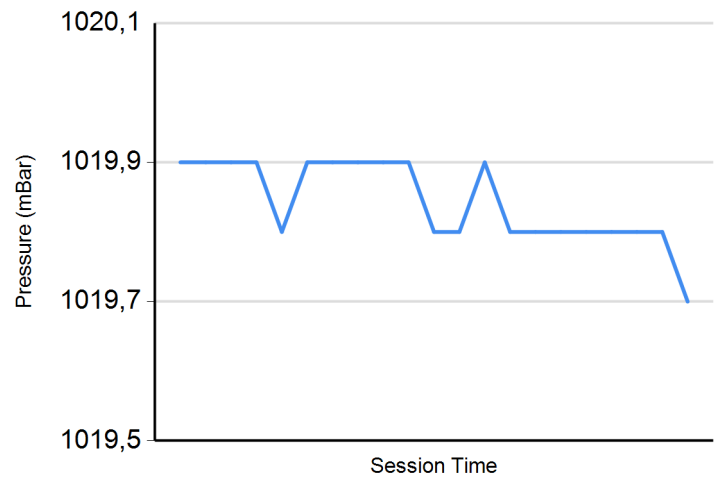
Track Temperature



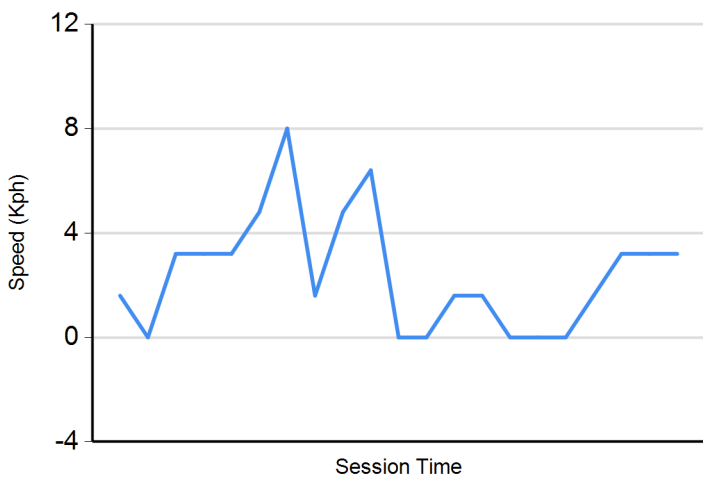
Humidity



Pressure



Wind Speed



Wind direction

