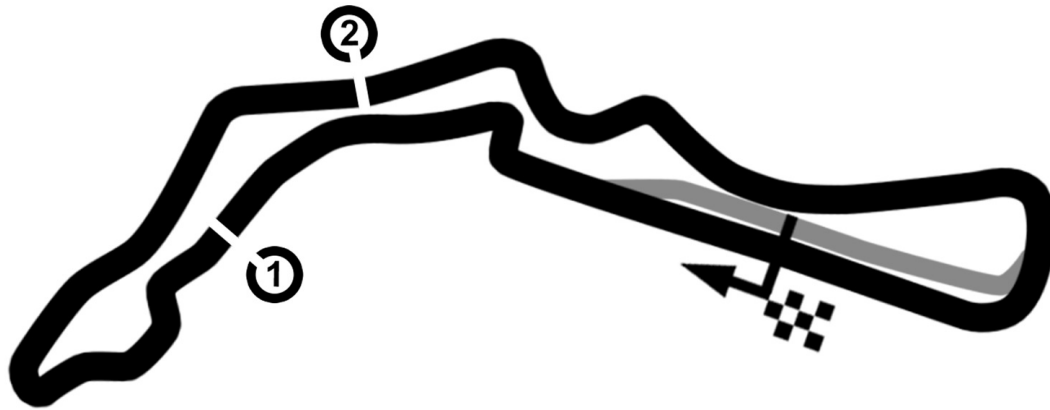




CZECH TRUCK PRIX 2022

race 2



Autodrom Most 4212 m

02.-04.September 2022



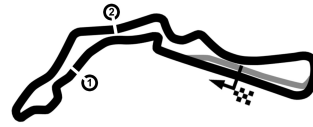
wige SOLUTIONS

CZECH TRUCK PRIX 2022

Autodrom Most, length 4212 m

02.-04. September 2022

Nascar Whelen Euro Series Pro



Result race 2

started : 28

classified : 26

not classified : 2

-Reg.No.: 001aZAO220815

Pos	No.	Cl.	Entrant Name	License License	Team/Sponsor Make	Lap	Total kmh	GAP Diff.	fastest kmh	at Lap
1	24		Alon Day / ISR	C-1009	PK Carsport Chevrolet Camaro	17	33:58.283 126.466		1:40.861 150.338	5
2	64		Alexander Graff / SWE	66614	Speedhouse Ford Mustang	17	33:59.250 126.406	00.967 00.967	1:41.072 150.024	5
3	54		Gianmarco Ercoli / ITA	35534	CAAL Racing Chevrolet Camaro	17	34:00.229 126.346	01.946 00.979	1:40.992 150.143	7
4	69		Sebastiaan Bleekemolen / NLD	1277	Team Bleekemolen Ford Mustang	17	34:01.540 126.265	03.257 01.311	1:41.669 149.143	5
5	36		Vittorio Ghirelli / ITA	337536	Not Only Motorsport Ford Mustang	17	34:01.773 126.250	03.490 00.233	1:41.975 148.695	4
6	18	Junior	Giorgio Maggi / CHE	1758	Race Art Technology Toyota Camry	17	34:02.137 126.228	03.854 00.364	1:41.650 149.171	11
7	5		Patrick Lemarie / FRA	10	Academy Motorsport EuroNASCAR FJ	17	34:03.373 126.151	05.090 01.236	1:41.592 149.256	6
8	56		Nicolo Rocca / ITA	301469	CAAL Racing Ford Mustang	17	34:03.696 126.131	05.413 00.323	1:41.458 149.453	10
9	88	Challeng	Massimiliano Lanza / ITA	227251	CAAL Racing Chevrolet Camaro	17	34:05.215 126.038	06.932 01.519	1:42.225 148.332	5
10	3		Frederic Gabillon / FRA	14636	RDV Competition Chevrolet Camaro	17	34:05.545 126.017	07.262 00.330	1:41.559 149.304	6
11	7		Martin Doubek / CZE	22AS1327	Hendriks Motorsport Ford Mustang	17	34:05.765 126.004	07.482 00.220	1:41.207 149.824	4
12	50	Junior	Liam Hezemans / NLD	43841	Hendriks Motorsport Ford Mustang	17	34:06.658 125.949	08.375 00.893	1:40.938 150.223	5
13	33	Challeng	Cosimo Barberini / ITA	344827	Speedhouse Ford Mustang	17	34:07.599 125.891	09.316 00.941	1:43.177 146.963	6
14	44	Junior	Jonne Rautjarvi / FIN	30321254	Team Bleekemolen Chevrolet Camaro	17	34:07.889 125.873	09.606 00.290	1:42.928 147.319	8
15	94		Yann Zimmer / CHE	195984	Racingfuel Motorsport Chevrolet Camaro	17	34:08.491 125.836	10.208 00.602	1:42.843 147.440	4
16	55	Challeng	Fabrizio Armetta / ITA	65716	The Club Motorsport Chevrolet Camaro	17	34:11.300 125.664	13.017 02.809	1:42.516 147.911	3
17	8	Challeng	Dario Caso / ITA	71993	Vict Motorsport Chevrolet Camaro	17	34:20.392 125.109	22.109 09.092	1:43.373 146.684	8
18	2	Challeng	Federico Monti / ITA	459982	Academy Motorsport Ford Mustang	17	34:22.613 124.975	24.330 02.221	1:47.333 141.272	8
19	48	Challeng	Yevgen Sokolovskiy / UKR	ITB1135122	Marko Stipp Motorsport Chevrolet Camaro	17	34:40.125 123.923	41.842 17.512	1:43.953 145.866	6
20	46		Romain Iannetta / FRA	47948	Marko Stipp Motorsport Chevrolet Camaro	16	33:06.032 122.159	1 lap 1 lap	1:42.318 148.197	4
21	23	Challeng	Henri Tuomaala / FIN	23487406	Team Bleekemolen Chevrolet Camaro	16	34:16.440 117.976	1 lap 1:10.408	1:44.173 145.558	3
22	14		Marc Goossens / BEL	876256	Speedhouse Chevrolet Camaro	15	34:11.302 110.880	2 laps 1 lap	1:41.675 149.134	7
23	65	Challeng	Riccardo Romagnoli / ITA	19192	The Club Motorsport Chevrolet Camaro	14	32:26.245 109.074	3 laps 1 lap	1:43.828 146.042	8
24	89	Challeng	Davide Dallara / ITA	463115	Not Only Motorsport Chevrolet Camaro	10	17:38.889 143.199	7 laps 4 laps	1:43.265 146.838	6
25	1	Junior	Thomas Krasonis / GRC	3005	Academy Motorsport Ford Mustang	10	17:39.593 143.104	7 laps 00.704	1:43.429 146.605	3
26	16	Challeng	Claudio Remigio Cappelli / ITA	341823	MK1 Racing - RaceArt Technology Ford Mustang	9	15:54.705 142.943	8 laps 1 lap	1:43.384 146.669	6
DID NOT CLASSIFY										
29	Junior		Aliyyah Koloc / UAE	A22040	Buggyra ZM Racing Ford Mustang	0	00.000 0.000	17 laps	00.000 0.000	

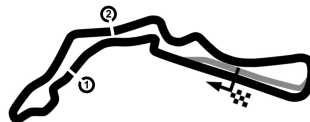


CZECH TRUCK PRIX 2022

Autodrom Most, length 4212 m

02.-04.September 2022

Nascar Whelen Euro Series Pro



Result race 2

started : 28

classified : 26

not classified : 2

-Reg.No.: 001aZAO220815

Pos	No.	Cl.	Entrant Name	License License	Team/Sponsor Make	Lap	Total kmh	GAP Diff.	fastest at kmh	Lap
25		Challenger	Nicolo Gabossi / ITA	479861	Not Only Motorsport Ford Mustang	0 0.000	00.000	17 laps	00.000	0.000
DNS DID NOT START										
47		Junior	Leonardo Colavita / ITA	484266	Double T by MK1 Racing Chevrolet Camaro	0 0.000	00.000	17 laps	00.000	0.000

fastest lap: 24 Day Alon 1:40.861 =150.338 km/h

CAR #48 - 30 SEC. DRIVE THROUGH SUBSTITUTE PENALTY, CAR #46 - 40 SEC. STOP&GO SUBSTITUTE PENALTY - BOTH CAUSING AN AVOIDABLE COLLISION; CAR #8 - 10 SEC. TIME PENALTY - FALSE RESTART

Issued:

Clerk of the Course:

Timekeeper:

subject to final scrutineering



Timekeeping and Dataservice: wige SOLUTIONS GmbH & Co. KG, Meckenheim (GER)

wige SOLUTIONS

Chief timekeeping: Stefan Schlerkmann, Roetgen (DEU), stefan.schlerkmann@wige.de

Page 2

printed : 4.9.2022 - 16:02

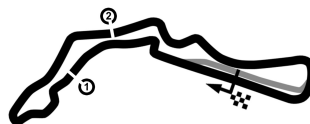
CZECH TRUCK PRIX 2022

Autodrom Most, length 4212 m

02.-04.September 2022

Nascar Whelen Euro Series Pro

Result race 2, 04.09.2022



-Reg.No.: 001aZAO220815

Pos	No.	Cl.	Entrant Driver, Place	Team Make	Lap	Time total	Interval GAP	Avg. Total	fastest Avg.	at Lap
-----	-----	-----	--------------------------	--------------	-----	------------	-----------------	---------------	-----------------	-----------

Challenger

Started: 11 Classified: 10 Not Classified: 1

1	88	Challe	Massimiliano Lanza / ITA	CAAL Racing Chevrolet Camaro	17	34:05.215		126.038	1:42.225	5
2	33	Challe	Cosimo Barberini / ITA	Speedhouse Ford Mustang	17	34:07.599	02.384	125.891	1:43.177	6
3	55	Challe	Fabrizio Armetta / ITA	The Club Motorsport Chevrolet Camaro	17	34:11.300	06.085	125.664	1:42.516	3
4	8	Challe	Dario Caso / ITA	Vict Motorsport Chevrolet Camaro	17	34:20.392	15.177	125.109	1:43.373	8
5	2	Challe	Federico Monti / ITA	Academy Motorsport Ford Mustang	17	34:22.613	17.398	124.975	1:47.333	8
6	48	Challe	Yevgen Sokolovskiy / UKR	Marko Stipp Motorsport Chevrolet Camaro	17	34:40.125	34.910	123.923	1:43.953	6
7	23	Challe	Henri Tuomaala / FIN	Team Bleekemolen Chevrolet Camaro	16	34:16.440	1 Lap	117.976	1:44.173	3
8	65	Challe	Riccardo Romagnoli / ITA	The Club Motorsport Chevrolet Camaro	14	32:26.245	3 Laps	109.074	1:43.828	8
9	89	Challe	Davide Dallara / ITA	Not Only Motorsport Chevrolet Camaro	10	17:38.889	7 Laps	143.199	1:43.265	6
10	16	Challe	Claudio Remigio Cappelli / ITA	MK1 Racing - RaceArt Technology Ford Mustang	9	15:54.705	8 Laps	142.943	1:43.384	6
DID NOT CLASSIFY										
	25	Challe	Nicolo Gabossi / ITA	Not Only Motorsport Ford Mustang	0	00.000	17 Laps	0.000	00.000	



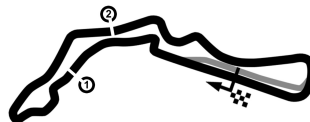
CZECH TRUCK PRIX 2022

Autodrom Most, length 4212 m

02.-04.September 2022

Nascar Whelen Euro Series Pro

Result race 2, 04.09.2022



-Reg.No.: 001aZAO220815

Pos	No.	Cl.	Entrant Driver, Place	Team Make	Lap	Time total	Interval GAP	Avg. Total	fastest Avg.	at Lap
-----	-----	-----	--------------------------	--------------	-----	------------	-----------------	---------------	-----------------	-----------

Junior

Started: 5 Classified: 4 Not Classified: 1

1	18	Junior	Giorgio Maggi / CHE	Race Art Technology Toyota Camry	17	34:02.137		126.228	1:41.650	11
2	50	Junior	Liam Hezemans / NLD	Hendriks Motorsport Ford Mustang	17	34:06.658	04.521	125.949	1:40.938	5
3	44	Junior	Jonne Rautjarvi / FIN	Team Bleekemolen Chevrolet Camaro	17	34:07.889	05.752	125.873	1:42.928	8
4	1	Junior	Thomas Krasonis / GRC	Academy Motorsport Ford Mustang	10	17:39.593	7 Laps	143.104	1:43.429	3
DID NOT CLASSIFY										
29	Junior	Aliyyah Koloc / UAE	Buggyra ZM Racing Ford Mustang	0	00.000	17 Laps	0.000	0.000	0.000	
DNS DID NOT START										
47	Junior	Leonardo Colavita / ITA	Double T by MK1 Racing Chevrolet Camaro	0	00.000	17 Laps	0.000	0.000	0.000	

fastest lap: 24 Day Alon 1:40.861 =150.338 km/h

CAR #48 - 30 SEC. DRIVE THROUGH SUBSTITUTE PENALTY, CAR #46 - 40 SEC. STOP&GO SUBSTITUTE PENALTY - BOTH CAUSING AN AVOIDABLE COLLISION; CAR #8 - 10 SEC. TIME PENALTY - FALSE RESTART

Issued: Clerk of the Course: Timekeeper:

subject to final scrutineering




CZECH TRUCK PRIX 2022

Autodrom Most, length 4212 m

02.-04.September 2022

Nascar Whelen Euro Series Pro



Lap by Lap race 2, 04.09.2022

-Reg.No.: 001aZAO220815

1 Thomas Krasonis , Ford Mustang Junior / GRC															
1	1:56.094	2	1:46.513	3	1:43.429	4	1:46.515	5	1:44.750	6	1:44.185	7	1:44.912	8	1:44.702
9	1:44.762	10	1:43.731												

2 Federico Monti , Ford Mustang Challenger / ITA															
1	2:01.419	2	1:49.971	3	1:51.131	4	1:49.586	5	1:48.989	6	1:47.819	7	1:48.045	8	1:47.333
9	1:48.599	10	1:48.330	11	1:55.097	12	1:58.811	13	2:02.796	14	3:47.630	15	2:34.276	16	1:51.553
17	1:51.228														

3 Frederic Gabillon , Chevrolet Camaro / FRA															
1	1:55.284	2	1:45.526	3	1:43.697	4	1:45.276	5	1:42.929	6	1:41.559	7	1:42.504	8	1:43.784
9	1:41.923	10	1:42.060	11	1:41.721	12	2:00.623	13	2:45.246	14	3:59.392	15	2:43.268	16	1:47.253
17	1:43.500														

5 Patrick Lemarie , EuroNASCAR FJ / FRA															
1	1:56.972	2	1:44.591	3	1:43.280	4	1:45.494	5	1:42.853	6	1:41.592	7	1:42.473	8	1:43.618
9	1:42.283	10	1:42.172	11	1:42.003	12	2:02.221	13	2:43.928	14	3:59.949	15	2:41.624	16	1:45.598
17	1:42.722														

7 Martin Doubek , Ford Mustang / CZE															
1	1:55.159	2	2:02.153	3	1:41.850	4	1:41.207	5	1:42.241	6	1:42.354	7	1:41.796	8	1:43.641
9	1:44.664	10	1:42.267	11	1:41.457	12	1:56.685	13	2:41.316	14	3:59.947	15	2:39.924	16	1:46.166
17	1:42.938														

8 Dario Caso , Chevrolet Camaro Challenger / ITA															
1	1:56.623	2	1:46.888	3	1:44.104	4	1:45.235	5	1:47.267	6	1:45.327	7	1:43.608	8	1:43.373
9	1:44.751	10	1:45.181	11	1:47.713	12	1:52.628	13	2:36.517	14	3:59.389	15	2:39.165	16	1:47.358
17	1:45.265														

14 Marc Goossens , Chevrolet Camaro / BEL															
1	6:19.993	2	1:42.085	3	1:42.295	4	1:44.662	5	1:41.893	6	1:41.711	7	1:41.675	8	1:43.011
9	1:43.751	10	2:08.372	11	2:02.387	12	3:52.075	13	2:35.193	14	1:46.637	15	1:45.562		

16 Claudio Remigio Cappelli , Ford Mustang Challenger / ITA															
1	1:54.329	2	1:45.378	3	1:44.622	4	1:46.720	5	1:44.355	6	1:43.384	7	1:45.668	8	1:44.823
9	1:45.426														

18 Giorgio Maggi , Toyota Camry Junior / CHE															
1	1:55.627	2	1:44.811	3	1:43.569	4	1:45.032	5	1:42.270	6	1:41.811	7	1:43.301	8	1:42.132
9	1:43.170	10	1:41.895	11	1:41.650	12	1:52.178	13	2:53.380	14	3:59.220	15	2:44.360	16	1:45.737
17	1:41.994														

23 Henri Tuomaala , Chevrolet Camaro Challenger / FIN															
1	1:52.592	2	1:44.778	3	1:44.173	4	1:44.629	pit	2:18.601	6	5:10.658	7	1:45.216	8	1:45.286
9	1:50.039	10	2:12.688	11	2:01.371	12	2:19.276	13	1:47.724	14	2:23.475	15	1:49.860	16	1:46.074


24 Alon Day , Chevrolet Camaro / ISR															
1	1:46.217	2	1:41.574	3	1:41.592	4	1:40.992	5	1:40.861	6	1:41.490	7	1:41.346	8	1:41.086
9	1:41.085	10	1:41.150	11	1:41.385	12	1:54.589	13	3:08.607	14	4:00.540	15	2:50.007	16	1:43.596
17	1:42.166														

CZECH TRUCK PRIX 2022

Autodrom Most, length 4212 m

02.-04.September 2022

Nascar Whelen Euro Series Pro



Lap by Lap race 2, 04.09.2022

-Reg.No.: 001aZAO220815

33 Cosimo Barberini , Ford Mustang Challenger / ITA															
1	1:52.948	2	1:45.136	3	1:43.767	4	1:43.496	5	1:43.572	6	1:43.177	7	1:44.084	8	1:44.149
9	1:44.066	10	1:43.568	11	1:43.630	12	2:00.430	13	2:42.971	14	3:59.830	15	2:40.969	16	1:46.885
17	1:44.921														

36 Vittorio Ghirelli , Ford Mustang / ITA															
1	1:53.200	2	1:44.308	3	1:43.798	4	1:41.975	5	1:42.041	6	1:41.982	7	1:44.702	8	1:42.477
9	1:42.718	10	1:42.249	11	1:41.986	12	1:46.467	13	3:00.901	14	3:59.255	15	2:45.670	16	1:46.007
17	1:42.037														

44 Jonne Rautjarvi , Chevrolet Camaro Junior / FIN															
1	1:53.534	2	1:45.889	3	1:44.439	4	1:46.921	5	1:44.457	6	1:43.312	7	1:44.020	8	1:42.928
9	1:42.947	10	1:43.141	11	1:43.382	12	1:59.284	13	2:41.785	14	3:59.977	15	2:40.084	16	1:47.717
17	1:44.072														

46 Romain Iannetta , Chevrolet Camaro / FRA															
1	1:52.745	2	1:43.763	3	1:42.468	4	1:42.318	5	1:42.986	6	1:42.856	7	1:45.193	8	1:43.714
pit	1:57.341	10	2:00.109	11	1:48.627	12	2:02.360	pit	2:08.504	14	4:13.797	15	2:33.153	16	1:46.098

48 Yevgen Sokolovskiy , Chevrolet Camaro Challenger / UKR															
1	1:53.916	2	1:45.189	3	1:44.517	4	1:48.630	5	1:44.863	6	1:43.953	7	1:44.696	8	1:45.114
9	1:45.683	10	1:44.144	11	1:48.848	12	1:51.978	13	2:36.577	14	3:59.661	15	2:39.289	16	1:47.381
17	1:45.686														

50 Liam Hezemans , Ford Mustang Junior / NLD															
1	1:47.511	2	1:41.982	3	1:41.729	4	1:41.185	5	1:40.938	6	1:41.463	7	1:41.334	8	1:41.445
9	1:41.108	10	1:42.413	11	1:41.575	12	1:52.826	13	3:08.630	14	3:59.929	15	2:48.757	16	1:50.282
17	1:43.551														

54 Gianmarco Ercoli , Chevrolet Camaro / ITA															
1	1:47.893	2	1:42.148	3	1:41.789	4	1:41.287	5	1:41.100	6	1:41.755	7	1:40.992	8	1:41.418
9	1:41.057	10	1:42.066	11	1:41.707	12	1:54.057	13	3:07.970	14	4:00.062	15	2:47.779	16	1:44.656
17	1:42.493														

55 Fabrizio Armetta , Chevrolet Camaro Challenger / ITA															
1	1:52.376	2	1:43.331	3	1:42.516	4	1:42.681	5	1:43.181	6	1:42.787	7	1:58.059	8	1:44.608
9	1:45.341	10	1:43.611	11	1:54.571	12	1:51.460	13	2:36.992	14	4:00.427	15	2:36.105	16	1:47.299
17	1:45.955														

56 Nicolo Rocca , Ford Mustang / ITA															
1	1:49.543	2	1:43.748	3	1:43.065	4	1:42.004	5	1:42.334	6	1:41.802	7	1:42.129	8	1:41.512
9	1:41.527	10	1:41.458	11	1:41.786	12	1:50.863	13	3:06.070	14	3:59.140	15	2:46.535	16	1:47.691
17	1:42.489														

64 Alexander Graff , Ford Mustang / SWE															
1	1:46.853	2	1:41.911	3	1:41.958	4	1:41.210	5	1:41.072	6	1:41.379	7	1:41.356	8	1:41.267
9	1:41.353	10	1:41.261	11	1:41.349	12	1:53.707	13	3:08.361	14	4:00.511	15	2:49.133	16	1:44.549
17	1:42.020														

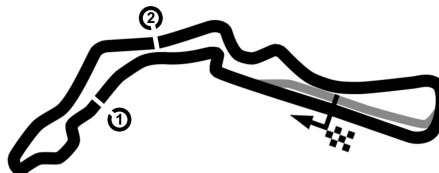
65 Riccardo Romagnoli , Chevrolet Camaro Challenger / ITA															
1	1:54.793	pit	3:51.625	pit	3:40.576	4	2:03.134	5	1:43.898	6	1:44.225	7	1:44.197	8	1:43.828

CZECH TRUCK PRIX 2022

Autodrom Most, length 4212 m

02.-04.September 2022

Nascar Whelen Euro Series Pro



Lap by Lap race 2, 04.09.2022

-Reg.No.: 001aZAO220815

9	1:49.227	10	1:58.699	11	2:01.698	12	3:48.781	13	2:34.687	14	1:46.877			
---	----------	----	----------	----	----------	----	----------	----	----------	----	----------	--	--	--

69 Sebastiaan Bleekemolen , Ford Mustang / NLD

1	1:48.337	2	1:42.141	3	1:41.901	4	1:41.680	5	1:41.669	6	1:42.016	7	1:41.998	8	1:41.879
9	1:42.250	10	1:42.036	11	1:41.984	12	1:50.320	13	3:08.605	14	3:59.290	15	2:47.195	16	1:45.399
17	1:42.840														

88 Massimiliano Lanza , Chevrolet Camaro Challenger / ITA

1	1:49.253	2	1:43.877	3	1:44.248	4	1:42.713	5	1:42.225	6	1:42.341	7	1:47.087	8	1:42.468
9	1:42.796	10	1:44.145	11	1:42.463	12	1:52.819	13	2:53.556	14	3:59.299	15	2:44.616	16	1:47.854
17	1:43.455														

89 Davide Dallara , Chevrolet Camaro Challenger / ITA

1	1:58.020	2	1:45.711	3	1:44.106	4	1:45.537	5	1:44.572	6	1:43.265	7	1:44.686	8	1:43.752
9	1:45.758	10	1:43.482												

94 Yann Zimmer , Chevrolet Camaro / CHE

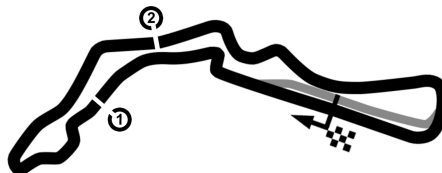
1	2:02.101	2	1:46.984	3	1:43.315	4	1:42.843	5	1:45.112	6	1:43.929	7	1:43.522	8	1:43.544
9	1:45.585	10	1:50.287	11	1:45.227	12	1:51.005	13	2:36.889	14	3:58.905	15	2:38.608	16	1:46.748
17	1:43.887														

CZECH TRUCK PRIX 2022

Autodrom Most, length 4212 m

02.-04. September 2022

Nascar Whelen Euro Series Pro



Lap Analysis race 2, 04.09.2022

-Reg.No.: 001aZAO220815

1 Thomas Krasonis (GRC) (Ford Mustang)

Theoretische Bestzeit: 1:43.349

Lap	D	Time	S1	S2	S3	Lap	D	Time	S1	S2	S3
1	1	1:56.094	35.703	37.770	42.621	6	1	1:44.185	26.852	35.607	41.726
2	1	1:46.513	27.787	36.739	41.987	7	1	1:44.912	27.428	36.042	41.442
3	1	1:43.429	26.664	35.432	41.333	8	1	1:44.702	27.265	35.677	41.760
4	1	1:46.515	27.134	36.278	43.103	9	1	1:44.762	26.899	36.252	41.611
5	1	1:44.750	28.065	35.372	41.313	10	1	1:43.731	26.909	35.431	41.391

2 Federico Monti (ITA) (Ford Mustang)

Theoretische Bestzeit: 1:46.839

Lap	D	Time	S1	S2	S3	Lap	D	Time	S1	S2	S3
1	1	2:01.419	38.283	38.816	44.320	10	1	1:48.330	26.998	37.826	43.506
2	1	1:49.971	27.801	38.355	43.815	11	1	1:55.097	27.563	42.738	44.796
3	1	1:51.131	27.254	36.826	47.051	12	1	1:58.811	31.730	41.378	45.703
4	1	1:49.586	28.566	37.870	43.150	13	1	2:02.796	32.026	44.810	45.960
5	1	1:48.989	27.409	36.923	44.657	14	1	3:47.630	1:00.181	1:28.381	1:19.068
6	1	1:47.819	27.106	37.119	43.594	15	1	2:34.276	46.525	44.185	1:03.566
7	1	1:48.045	27.062	37.796	43.187	16	1	1:51.553	29.392	38.032	44.129
8	1	1:47.333	27.205	36.691	43.437	17	1	1:51.228	27.279	38.223	45.726
9	1	1:48.599	27.064	37.688	43.847						

3 Frederic Gabillon (FRA) (Chevrolet Camaro)

Theoretische Bestzeit: 1:41.361

Lap	D	Time	S1	S2	S3	Lap	D	Time	S1	S2	S3
1	1	1:55.284	35.338	37.888	42.058	10	1	1:42.060	26.291	34.997	40.772
2	1	1:45.526	27.842	36.762	40.922	11	1	1:41.721	26.162	34.636	40.923
3	1	1:43.697	26.558	35.698	41.441	12	1	2:00.623	26.173	42.729	51.721
4	1	1:45.276	27.407	36.631	41.238	13	1	2:45.246	28.508	37.198	1:39.540
5	1	1:42.929	26.933	35.147	40.849	14	1	3:59.392	1:10.731	1:29.652	1:19.009
6	1	1:41.559	26.207	34.721	40.631	15	1	2:43.268	45.493	49.415	1:08.360
7	1	1:42.504	26.494	34.789	41.221	16	1	1:47.253	28.927	35.925	42.401
8	1	1:43.784	27.045	35.404	41.335	17	1	1:43.500	26.649	35.174	41.677
9	1	1:41.923	26.094	34.901	40.928						

5 Patrick Lemarie (FRA) (EuroNASCAR FJ)

Theoretische Bestzeit: 1:41.539

Lap	D	Time	S1	S2	S3	Lap	D	Time	S1	S2	S3
1	1	1:56.972	37.068	38.028	41.876	10	1	1:42.172	26.256	35.150	40.766
2	1	1:44.591	27.661	36.140	40.790	11	1	1:42.003	26.233	34.844	40.926
3	1	1:43.280	26.478	35.537	41.265	12	1	2:02.221	26.110	44.583	51.528
4	1	1:45.494	27.586	36.388	41.520	13	1	2:43.928	30.123	40.564	1:33.241
5	1	1:42.853	27.086	34.764	41.003	14	1	3:59.949	1:11.438	1:29.054	1:19.457
6	1	1:41.592	26.114	34.813	40.665	15	1	2:41.624	44.974	49.054	1:07.596
7	1	1:42.473	26.405	35.060	41.008	16	1	1:45.598	28.132	35.529	41.937
8	1	1:43.618	26.951	35.397	41.270	17	1	1:42.722	26.306	34.884	41.532
9	1	1:42.283	26.500	35.076	40.707						

7 Martin Doubek (CZE) (Ford Mustang)

Theoretische Bestzeit: 1:41.125


Lap	D	Time	S1	S2	S3	Lap	D	Time	S1	S2	S3
1	1	1:55.159	36.154	37.050	41.955	10	1	1:42.267	26.803	34.821	40.643
2	1	2:02.153	27.730	53.256	41.167	11	1	1:41.457	26.235	34.578	40.644
3	1	1:41.850	26.325	34.714	40.811	12	1	1:56.685	27.152	40.655	48.878
4	1	1:41.207	26.204	34.538	40.465	13	1	2:41.316	32.626	39.909	1:28.781
5	1	1:42.241	26.665	34.942	40.634	14	1	3:59.947	1:11.490	1:28.734	1:19.723
6	1	1:42.354	26.183	34.477	41.694	15	1	2:39.924	45.409	48.035	1:06.480
7	1	1:41.796	26.374	34.588	40.834	16	1	1:46.166	27.794	36.003	42.369
8	1	1:43.641	26.672	35.549	41.420	17	1	1:42.938	26.467	34.769	41.702
9	1	1:44.664	26.657	36.289	41.718						

CZECH TRUCK PRIX 2022

Autodrom Most, length 4212 m

02.-04. September 2022

Nascar Whelen Euro Series Pro



Lap Analysis race 2, 04.09.2022

-Reg.No.: 001aZAO220815

8 Dario Caso (ITA) (Chevrolet Camaro)

Theoretische Bestzeit: 1:43.136

Lap	D	Time	S1	S2	S3	Lap	D	Time	S1	S2	S3
1	1	1:56.623	36.083	37.969	42.571	10	1	1:45.181	26.980	36.737	41.464
2	1	1:46.888	28.032	37.379	41.477	11	1	1:47.713	27.662	38.242	41.809
3	1	1:44.104	27.036	35.623	41.445	12	1	1:52.628	27.754	39.642	45.232
4	1	1:45.235	27.052	35.829	42.354	13	1	2:36.517	28.956	39.660	1:27.901
5	1	1:47.267	28.545	36.625	42.097	14	1	3:59.389	1:11.404	1:28.425	1:19.560
6	1	1:45.327	26.710	36.047	42.570	15	1	2:39.165	45.292	48.074	1:05.799
7	1	1:43.608	27.011	35.374	41.223	16	1	1:47.358	28.576	36.751	42.031
8	1	1:43.373	26.539	35.461	41.373	17	1	1:45.265	27.262	36.205	41.798
9	1	1:44.751	26.657	35.908	42.186						

14 Marc Goossens (BEL) (Chevrolet Camaro)

Theoretische Bestzeit: 1:41.230

Lap	D	Time	S1	S2	S3	Lap	D	Time	S1	S2	S3
1	1	6:19.993	5:03.233	35.686	41.074	9	1	1:43.751	25.890	35.550	42.311
2	1	1:42.085	26.146	35.007	40.932	10	1	2:08.372	33.299	43.832	51.241
3	1	1:42.295	26.299	34.984	41.012	11	1	2:02.387	34.925	42.153	45.309
4	1	1:44.662	26.613	36.127	41.922	12	1	3:52.075	1:03.330	1:27.990	1:20.755
5	1	1:41.893	26.332	34.717	40.844	13	1	2:35.193	46.601	44.714	1:03.878
6	1	1:41.711	26.080	34.894	40.737	14	1	1:46.637	27.999	36.468	42.170
7	1	1:41.675	26.110	34.603	40.962	15	1	1:45.562	27.333	35.823	42.406
8	1	1:43.011	26.016	36.185	40.810						

16 Claudio Remigio Cappelli (ITA) (Ford Mustang)

Theoretische Bestzeit: 1:43.250

Lap	D	Time	S1	S2	S3	Lap	D	Time	S1	S2	S3
1	1	1:54.329	34.729	37.324	42.276	6	1	1:43.384	27.144	34.970	41.270
2	1	1:45.378	28.044	36.129	41.205	7	1	1:45.668	28.202	35.648	41.818
3	1	1:44.622	27.075	35.658	41.889	8	1	1:44.823	27.171	35.588	42.064
4	1	1:46.720	27.990	36.762	41.968	9	1	1:45.426	27.144	36.483	41.799
5	1	1:44.355	27.700	35.151	41.504						

18 Giorgio Maggi (CHE) (Toyota Camry)

Theoretische Bestzeit: 1:41.342

Lap	D	Time	S1	S2	S3	Lap	D	Time	S1	S2	S3
1	1	1:55.627	37.086	37.147	41.394	10	1	1:41.895	26.155	34.868	40.872
2	1	1:44.811	27.635	36.311	40.865	11	1	1:41.650	26.113	34.777	40.760
3	1	1:43.569	26.574	35.649	41.346	12	1	1:52.178	25.984	41.071	45.123
4	1	1:45.032	27.666	36.700	40.666	13	1	2:53.380	29.497	40.828	1:43.055
5	1	1:42.270	26.779	34.908	40.583	14	1	3:59.220	1:10.353	1:29.597	1:19.270
6	1	1:41.811	26.213	34.910	40.688	15	1	2:44.360	46.152	49.410	1:08.798
7	1	1:43.301	26.796	35.036	41.469	16	1	1:45.737	28.164	35.791	41.782
8	1	1:42.132	26.507	35.002	40.623	17	1	1:41.994	26.307	34.853	40.834
9	1	1:43.170	26.180	34.775	42.215						

23 Henri Tuomaala (FIN) (Chevrolet Camaro)

Theoretische Bestzeit: 1:43.992

Lap	D	Time	S1	S2	S3	Lap	D	Time	S1	S2	S3
1	1	1:52.592	33.199	35.680	43.713	9	1	1:50.039	26.670	37.367	46.002
2	1	1:44.778	26.773	35.757	42.248	10	1	2:12.688	34.394	47.316	50.978
3	1	1:44.173	26.329	35.484	42.360	11	1	2:01.371	33.806	43.483	44.082
4	1	1:44.629	26.536	35.880	42.213	12	1	2:19.276	44.046	52.345	42.885
5	1	2:18.601	34.982	43.832	43.832	13	1	1:47.724	27.363	36.700	43.661
6	1	5:10.658	3:51.279	36.601	42.778	14	1	2:23.475	39.349	42.523	1:01.603
7	1	1:45.216	26.722	35.923	42.571	15	1	1:49.860	29.012	37.872	42.976
8	1	1:45.286	27.037	36.070	42.179	16	1	1:46.074	26.364	35.861	43.849

24 Alon Day (ISR) (Chevrolet Camaro)

Theoretische Bestzeit: 1:40.826

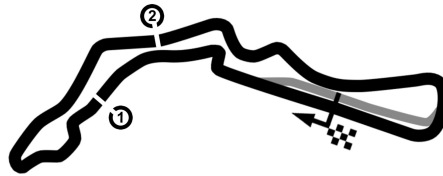
Lap	D	Time	S1	S2	S3	Lap	D	Time	S1	S2	S3
1	1	1:46.217	30.636	34.815	40.766	10	1	1:41.150	25.980	34.435	40.735
2	1	1:41.574	26.133	34.713	40.728	11	1	1:41.385	26.143	34.552	40.690
3	1	1:41.592	26.070	34.813	40.709	12	1	1:54.589	26.086	35.484	53.019
4	1	1:40.992	26.028	34.492	40.472	13	1	3:08.607	30.930	51.455	1:46.222
5	1	1:40.861	26.000	34.382	40.479	14	1	4:00.540	1:09.749	1:28.744	1:22.047
6	1	1:41.490	26.254	34.617	40.619	15	1	2:50.007	45.522	51.248	1:13.237
7	1	1:41.346	26.074	34.438	40.834	16	1	1:43.596	27.926	34.713	40.957

CZECH TRUCK PRIX 2022

Autodrom Most, length 4212 m

02.-04.September 2022

Nascar Whelen Euro Series Pro



Lap Analysis race 2, 04.09.2022

-Reg.No.: 001aZAO220815

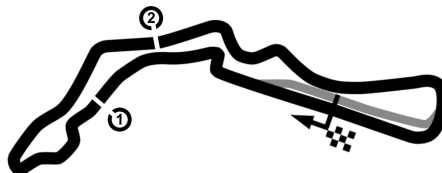
Lap	D	Time	S1	S2	S3	Lap	D	Time	S1	S2	S3
8	1	1:41.086	26.073	34.549	40.464	17	1	1:42.166	26.216	34.746	41.204
9	1	1:41.085	26.044	34.479	40.562						

CZECH TRUCK PRIX 2022

Autodrom Most, length 4212 m

02.-04. September 2022

Nascar Whelen Euro Series Pro



Lap Analysis race 2, 04.09.2022

-Reg.No.: 001aZAO220815

33 Cosimo Barberini (ITA) (Ford Mustang)

Theoretische Bestzeit: 1:42.861

Lap	D	Time	S1	S2	S3	Lap	D	Time	S1	S2	S3
1	1	1:52.948	33.535	36.563	42.850	10	1	1:43.568	26.502	35.333	41.733
2	1	1:45.136	27.842	35.756	41.538	11	1	1:43.630	26.752	35.437	41.441
3	1	1:43.767	26.870	35.400	41.497	12	1	2:00.430	26.536	43.596	50.298
4	1	1:43.496	26.769	35.331	41.396	13	1	2:42.971	31.111	40.305	1:31.555
5	1	1:43.572	26.809	35.422	41.341	14	1	3:59.830	1:11.358	1:28.887	1:19.585
6	1	1:43.177	26.581	35.279	41.317	15	1	2:40.969	45.859	47.709	1:07.401
7	1	1:44.084	27.521	35.083	41.480	16	1	1:46.885	28.333	36.077	42.475
8	1	1:44.149	27.357	35.441	41.351	17	1	1:44.921	27.242	35.771	41.908
9	1	1:44.066	27.394	35.396	41.276						

36 Vittorio Ghirelli (ITA) (Ford Mustang)

Theoretische Bestzeit: 1:41.542

Lap	D	Time	S1	S2	S3	Lap	D	Time	S1	S2	S3
1	1	1:53.200	33.559	36.941	42.700	10	1	1:42.249	26.796	34.781	40.672
2	1	1:44.308	27.180	35.271	41.857	11	1	1:41.986	26.610	34.757	40.619
3	1	1:43.798	26.838	35.136	41.824	12	1	1:46.467	26.340	35.807	44.320
4	1	1:41.975	26.482	34.840	40.653	13	1	3:00.901	28.894	44.951	1:47.056
5	1	1:42.041	26.550	34.910	40.581	14	1	3:59.255	1:10.333	1:29.050	1:19.872
6	1	1:41.982	26.461	34.881	40.640	15	1	2:45.670	46.288	49.396	1:09.986
7	1	1:44.702	27.214	35.160	42.328	16	1	1:46.007	28.553	35.698	41.756
8	1	1:42.477	26.636	34.933	40.908	17	1	1:42.037	26.204	34.833	41.000
9	1	1:42.718	26.361	34.973	41.384						

44 Jonne Rautjarvi (FIN) (Chevrolet Camaro)

Theoretische Bestzeit: 1:42.821

Lap	D	Time	S1	S2	S3	Lap	D	Time	S1	S2	S3
1	1	1:53.534	34.311	36.746	42.477	10	1	1:43.141	26.635	35.079	41.427
2	1	1:45.889	28.605	35.637	41.647	11	1	1:43.382	26.666	35.021	41.695
3	1	1:44.439	27.178	35.636	41.625	12	1	1:59.284	26.939	41.339	51.006
4	1	1:46.921	28.261	36.599	42.061	13	1	2:41.785	31.392	39.976	1:30.417
5	1	1:44.457	27.545	35.340	41.572	14	1	3:59.977	1:11.249	1:28.850	1:19.878
6	1	1:43.312	26.838	35.173	41.301	15	1	2:40.084	45.346	48.074	1:06.664
7	1	1:44.020	27.120	35.280	41.620	16	1	1:47.717	28.876	36.457	42.384
8	1	1:42.928	26.537	35.091	41.300	17	1	1:44.072	26.925	35.528	41.619
9	1	1:42.947	26.500	35.145	41.302						

46 Romain Iannetta (FRA) (Chevrolet Camaro)

Theoretische Bestzeit: 1:42.077

Lap	D	Time	S1	S2	S3	Lap	D	Time	S1	S2	S3
1	1	1:52.745	33.759	36.466	42.520	9	1	1:57.341	26.830	36.253	
2	1	1:43.763	27.120	35.301	41.342	10	1	2:00.109	41.611	36.805	41.693
3	1	1:42.468	26.256	35.064	41.148	11	1	1:48.627	26.802	39.728	42.097
4	1	1:42.318	26.358	34.808	41.152	12	1	2:02.360	40.270	37.216	44.874
5	1	1:42.986	26.222	35.717	41.047	13	1	2:08.504	27.150	37.181	
6	1	1:42.856	26.376	35.287	41.193	14	1	4:13.797	1:27.587	1:27.375	1:18.835
7	1	1:45.193	27.047	35.260	42.886	15	1	2:33.153	47.294	43.126	1:02.733
8	1	1:43.714	26.842	35.191	41.681	16	1	1:46.098	27.590	36.576	41.932

48 Yevgen Sokolovskiy (UKR) (Chevrolet Camaro)

Theoretische Bestzeit: 1:43.363


Lap	D	Time	S1	S2	S3	Lap	D	Time	S1	S2	S3
1	1	1:53.916	34.836	37.001	42.079	10	1	1:44.144	26.795	35.886	41.463
2	1	1:45.189	27.576	36.001	41.612	11	1	1:48.848	26.351	39.223	43.274
3	1	1:44.517	27.209	35.754	41.554	12	1	1:51.978	27.693	39.619	44.666
4	1	1:48.630	27.888	37.202	43.540	13	1	2:36.577	29.212	39.838	1:27.527
5	1	1:44.863	27.629	35.599	41.635	14	1	3:59.661	1:11.193	1:28.526	1:19.942
6	1	1:43.953	26.868	35.549	41.536	15	1	2:39.289	45.533	47.606	1:06.150
7	1	1:44.696	27.488	35.615	41.593	16	1	1:47.381	28.320	36.868	42.193
8	1	1:45.114	27.295	35.768	42.051	17	1	1:45.686	27.419	36.488	41.779
9	1	1:45.683	26.829	36.416	42.438						

CZECH TRUCK PRIX 2022

Autodrom Most, length 4212 m

02.-04.September 2022

Nascar Whelen Euro Series Pro



Lap Analysis race 2, 04.09.2022

-Reg.No.: 001aZAO220815

50 Liam Hezemans (NLD) (Ford Mustang)

Theoretische Bestzeit: 1:40.822

Lap	D	Time	S1	S2	S3	Lap	D	Time	S1	S2	S3
1	1	1:47.511	31.273	35.170	41.068	10	1	1:42.413	26.789	34.582	41.042
2	1	1:41.982	26.427	34.855	40.700	11	1	1:41.575	26.107	34.802	40.666
3	1	1:41.729	26.272	34.798	40.659	12	1	1:52.826	26.318	35.389	51.119
4	1	1:41.185	26.281	34.601	40.303	13	1	3:08.630	32.382	49.785	1:46.463
5	1	1:40.938	26.150	34.524	40.264	14	1	3:59.929	1:10.510	1:28.190	1:21.229
6	1	1:41.463	26.507	34.528	40.428	15	1	2:48.757	45.617	50.986	1:12.154
7	1	1:41.334	26.347	34.451	40.536	16	1	1:50.282	31.507	36.437	42.338
8	1	1:41.445	26.524	34.460	40.461	17	1	1:43.551	27.168	35.462	40.921
9	1	1:41.108	26.121	34.484	40.503						

54 Gianmarco Ercoli (ITA) (Chevrolet Camaro)

Theoretische Bestzeit: 1:40.813

Lap	D	Time	S1	S2	S3	Lap	D	Time	S1	S2	S3
1	1	1:47.893	31.479	35.469	40.945	10	1	1:42.066	26.320	34.981	40.765
2	1	1:42.148	26.486	34.880	40.782	11	1	1:41.707	26.227	34.426	41.054
3	1	1:41.789	26.133	34.912	40.744	12	1	1:54.057	26.064	35.590	52.403
4	1	1:41.287	26.234	34.576	40.477	13	1	3:07.970	33.367	48.020	1:46.583
5	1	1:41.100	26.005	34.588	40.507	14	1	4:00.062	1:10.445	1:28.632	1:20.985
6	1	1:41.755	26.095	35.097	40.563	15	1	2:47.779	45.556	50.658	1:11.565
7	1	1:40.992	26.052	34.433	40.507	16	1	1:44.656	28.270	35.185	41.201
8	1	1:41.418	26.260	34.580	40.578	17	1	1:42.493	26.397	35.147	40.949
9	1	1:41.057	26.046	34.629	40.382						

55 Fabrizio Armetta (ITA) (Chevrolet Camaro)

Theoretische Bestzeit: 1:42.347

Lap	D	Time	S1	S2	S3	Lap	D	Time	S1	S2	S3
1	1	1:52.376	32.998	35.784	43.594	10	1	1:43.611	27.093	35.463	41.055
2	1	1:43.331	26.702	35.293	41.336	11	1	1:54.571	26.886	40.750	46.935
3	1	1:42.516	26.539	35.112	40.865	12	1	1:51.460	27.033	40.103	44.324
4	1	1:42.681	26.436	35.133	41.112	13	1	2:36.992	30.439	38.130	1:28.423
5	1	1:43.181	26.430	35.692	41.059	14	1	4:00.427	1:12.481	1:27.790	1:20.156
6	1	1:42.787	26.370	35.194	41.223	15	1	2:36.105	47.550	45.106	1:03.449
7	1	1:58.059	41.155	35.476	41.428	16	1	1:47.299	28.539	36.734	42.026
8	1	1:44.608	26.942	35.609	42.057	17	1	1:45.955	27.514	35.884	42.557
9	1	1:45.341	27.081	36.602	41.658						

56 Nicolò Rocca (ITA) (Ford Mustang)

Theoretische Bestzeit: 1:41.167

Lap	D	Time	S1	S2	S3	Lap	D	Time	S1	S2	S3
1	1	1:49.543	32.479	35.860	41.204	10	1	1:41.458	26.005	34.618	40.835
2	1	1:43.748	26.546	35.313	41.889	11	1	1:41.786	26.046	34.785	40.955
3	1	1:43.065	26.388	35.588	41.089	12	1	1:50.863	26.013	36.260	48.590
4	1	1:42.004	26.469	34.651	40.884	13	1	3:06.070	31.375	47.598	1:47.097
5	1	1:42.334	26.154	35.124	41.056	14	1	3:59.140	1:10.190	1:29.072	1:19.878
6	1	1:41.802	26.273	34.748	40.781	15	1	2:46.535	45.990	50.067	1:10.478
7	1	1:42.129	26.258	34.872	40.999	16	1	1:47.691	28.265	35.671	43.755
8	1	1:41.512	26.187	34.604	40.721	17	1	1:42.489	26.192	34.759	41.538
9	1	1:41.527	26.365	34.491	40.671						

64 Alexander Graff (SWE) (Ford Mustang)

Theoretische Bestzeit: 1:40.836

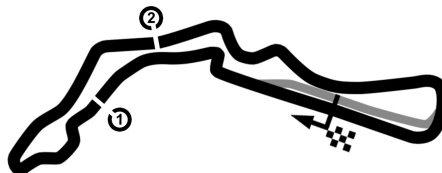
Lap	D	Time	S1	S2	S3	Lap	D	Time	S1	S2	S3
1	1	1:46.853	30.997	34.927	40.929	10	1	1:41.261	26.110	34.698	40.453
2	1	1:41.911	26.170	34.923	40.818	11	1	1:41.349	25.939	34.708	40.702
3	1	1:41.958	26.303	34.948	40.707	12	1	1:53.707	26.029	35.384	52.294
4	1	1:41.210	26.153	34.545	40.512	13	1	3:08.361	31.732	50.271	1:46.358
5	1	1:41.072	26.002	34.594	40.476	14	1	4:00.511	1:10.435	1:28.037	1:22.039
6	1	1:41.379	26.098	34.676	40.605	15	1	2:49.133	45.574	51.008	1:12.551
7	1	1:41.356	26.233	34.444	40.679	16	1	1:44.549	27.945	34.900	41.704
8	1	1:41.267	26.147	34.635	40.485	17	1	1:42.020	26.182	34.958	40.880
9	1	1:41.353	26.057	34.625	40.671						

CZECH TRUCK PRIX 2022

Autodrom Most, length 4212 m

02.-04. September 2022

Nascar Whelen Euro Series Pro



Lap Analysis race 2, 04.09.2022

-Reg.No.: 001aZAO220815

65 Riccardo Romagnoli (ITA) (Chevrolet Camaro)

Theoretische Bestzeit: 1:43.275

Lap	D	Time	S1	S2	S3	Lap	D	Time	S1	S2	S3
1	1	1:54.793	35.075	37.448	42.270	8	1	1:43.828	26.406	35.462	41.960
2	1	3:51.625	28.154	48.860		9	1	1:49.227	26.619	37.510	45.098
3	1	3:40.576	2:07.299	36.520		10	1	1:58.699	31.707	41.276	45.716
4	1	2:03.134	43.762	36.312	43.060	11	1	2:01.698	31.986	43.796	45.916
5	1	1:43.898	26.833	35.518	41.547	12	1	3:48.781	1:01.350	1:27.517	1:19.914
6	1	1:44.225	26.581	35.630	42.014	13	1	2:34.687	46.602	44.394	1:03.691
7	1	1:44.197	26.732	35.322	42.143	14	1	1:46.877	28.397	36.843	41.637

69 Sebastiaan Bleekemolen (NLD) (Ford Mustang)

Theoretische Bestzeit: 1:41.543

Lap	D	Time	S1	S2	S3	Lap	D	Time	S1	S2	S3
1	1	1:48.337	31.906	35.332	41.099	10	1	1:42.036	26.213	34.908	40.915
2	1	1:42.141	26.301	35.039	40.801	11	1	1:41.984	26.070	34.960	40.954
3	1	1:41.901	26.320	34.856	40.725	12	1	1:50.320	26.258	36.369	47.693
4	1	1:41.680	26.141	34.805	40.734	13	1	3:08.605	33.476	47.997	1:47.132
5	1	1:41.669	26.134	34.867	40.668	14	1	3:59.290	1:09.982	1:28.841	1:20.467
6	1	1:42.016	26.417	34.929	40.670	15	1	2:47.195	45.864	50.362	1:10.969
7	1	1:41.998	26.225	34.866	40.907	16	1	1:45.399	28.328	35.624	41.447
8	1	1:41.879	26.158	34.974	40.747	17	1	1:42.840	26.360	35.000	41.480
9	1	1:42.250	26.266	35.137	40.847						

88 Massimiliano Lanza (ITA) (Chevrolet Camaro)

Theoretische Bestzeit: 1:42.105

Lap	D	Time	S1	S2	S3	Lap	D	Time	S1	S2	S3
1	1	1:49.253	32.212	35.758	41.283	10	1	1:44.145	27.345	35.289	41.511
2	1	1:43.877	26.578	35.379	41.920	11	1	1:42.463	26.272	35.016	41.175
3	1	1:44.248	26.354	35.629	42.265	12	1	1:52.819	26.124	41.754	44.941
4	1	1:42.713	26.295	35.335	41.083	13	1	2:53.556	29.676	40.221	1:43.659
5	1	1:42.225	26.117	34.943	41.165	14	1	3:59.299	1:10.225	1:29.633	1:19.441
6	1	1:42.341	26.152	35.144	41.045	15	1	2:44.616	45.895	49.712	1:09.009
7	1	1:47.087	26.175	35.272	45.640	16	1	1:47.854	29.591	35.887	42.376
8	1	1:42.468	26.237	35.055	41.176	17	1	1:43.455	26.506	35.397	41.552
9	1	1:42.796	26.253	35.076	41.467						

89 Davide Dallara (ITA) (Chevrolet Camaro)

Theoretische Bestzeit: 1:42.727

Lap	D	Time	S1	S2	S3	Lap	D	Time	S1	S2	S3
1	1	1:58.020	36.757	38.270	42.993	6	1	1:43.265	26.757	35.621	40.887
2	1	1:45.711	27.288	37.180	41.243	7	1	1:44.686	27.726	35.548	41.412
3	1	1:44.106	27.320	35.478	41.308	8	1	1:43.752	26.973	35.136	41.643
4	1	1:45.537	27.114	35.627	42.796	9	1	1:45.758	27.216	36.689	41.853
5	1	1:44.572	27.800	35.938	40.834	10	1	1:43.482	27.011	35.254	41.217

94 Yann Zimmer (CHE) (Chevrolet Camaro)

Theoretische Bestzeit: 1:42.454

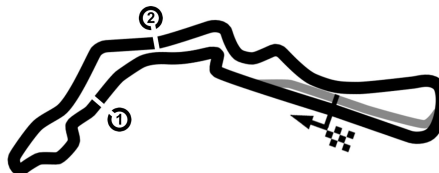
Lap	D	Time	S1	S2	S3	Lap	D	Time	S1	S2	S3
1	1	2:02.101	43.064	37.065	41.972	10	1	1:50.287	27.955	41.007	41.325
2	1	1:46.984	27.328	38.219	41.437	11	1	1:45.227	26.380	37.122	41.725
3	1	1:43.315	26.679	35.605	41.031	12	1	1:51.005	27.475	39.005	44.525
4	1	1:42.843	26.689	35.218	40.936	13	1	2:36.889	29.277	39.284	1:28.328
5	1	1:45.112	26.861	36.161	42.090	14	1	3:58.905	1:11.277	1:28.658	1:18.970
6	1	1:43.929	26.901	35.738	41.290	15	1	2:38.608	46.056	47.465	1:05.087
7	1	1:43.522	26.653	35.782	41.087	16	1	1:46.748	27.824	36.848	42.076
8	1	1:43.544	26.865	35.138	41.541	17	1	1:43.887	27.145	35.459	41.283
9	1	1:45.585	27.248	35.871	42.466						

CZECH TRUCK PRIX 2022

Autodrom Most, length 4212 m

02.-04. September 2022

Nascar Whelen Euro Series Pro



Best Sector Times race 2

-Reg.No.: 001aZAO220815

Pos.	sector 1			sector 2			sector 3			theoretical and best lap time				
	No	Driver	Time	No	Driver	Time	No	Driver	Time	No	Driver	theoretical	Best	Pos
1	14	Goossens M.	25.890	24	Day A.	34.382	50	Hezemans L.	40.264	54	Ercoli G.	1:40.813	1:40.992	
2	64	Graff A.	25.939	54	Ercoli G.	34.426	54	Ercoli G.	40.382	50	Hezemans L.	1:40.822	1:40.938	
3	24	Day A.	25.980	64	Graff A.	34.444	64	Graff A.	40.453	24	Day A.	1:40.826	1:40.861	
4	18	Maggi G.	25.984	50	Hezemans L.	34.451	24	Day A.	40.464	64	Graff A.	1:40.836	1:41.072	
5	54	Ercoli G.	26.005	7	Doubek M.	34.477	7	Doubek M.	40.465	7	Doubek M.	1:41.125	1:41.207	
6	56	Rocca N.	26.005	56	Rocca N.	34.491	36	Ghirelli V.	40.581	56	Rocca N.	1:41.167	1:41.458	
7	69	Bleekemolen S.	26.070	14	Goossens M.	34.603	18	Maggi G.	40.583	14	Goossens M.	1:41.230	1:41.675	
8	3	Gabillon F.	26.094	3	Gabillon F.	34.636	3	Gabillon F.	40.631	18	Maggi G.	1:41.342	1:41.650	
9	50	Hezemans L.	26.107	36	Ghirelli V.	34.757	5	Lemarie P.	40.665	3	Gabillon F.	1:41.361	1:41.559	
10	5	Lemarie P.	26.110	5	Lemarie P.	34.764	69	Bleekemolen S.	40.668	5	Lemarie P.	1:41.539	1:41.592	
11	88	Lanza M.	26.117	18	Maggi G.	34.775	56	Rocca N.	40.671	36	Ghirelli V.	1:41.542	1:41.975	
12	7	Doubek M.	26.183	69	Bleekemolen S.	34.805	14	Goossens M.	40.737	69	Bleekemolen S.	1:41.543	1:41.669	
13	36	Ghirelli V.	26.204	46	Iannetta R.	34.808	89	Dallara D.	40.834	46	Iannetta R.	1:42.077	1:42.318	
14	46	Iannetta R.	26.222	88	Lanza M.	34.943	55	Armetta F.	40.865	88	Lanza M.	1:42.105	1:42.225	
15	23	Tuomaala H.	26.329	16	Cappelli C.	34.970	94	Zimmer Y.	40.936	55	Armetta F.	1:42.347	1:42.516	
16	48	Sokolovskiy Y.	26.351	44	Rautjarvi J.	35.021	88	Lanza M.	41.045	94	Zimmer Y.	1:42.454	1:42.843	
17	55	Armetta F.	26.370	33	Barberini C.	35.083	46	Iannetta R.	41.047	89	Dallara D.	1:42.727	1:43.265	
18	94	Zimmer Y.	26.380	55	Armetta F.	35.112	16	Cappelli C.	41.205	44	Rautjarvi J.	1:42.821	1:42.928	
19	65	Romagnoli R.	26.406	89	Dallara D.	35.136	8	Caso D.	41.223	33	Barberini C.	1:42.861	1:43.177	
20	44	Rautjarvi J.	26.500	94	Zimmer Y.	35.138	33	Barberini C.	41.276	8	Caso D.	1:43.136	1:43.373	
21	33	Barberini C.	26.502	65	Romagnoli R.	35.322	44	Rautjarvi J.	41.300	16	Cappelli C.	1:43.250	1:43.384	
22	8	Caso D.	26.539	1	Krasonis T.	35.372	1	Krasonis T.	41.313	65	Romagnoli R.	1:43.275	1:43.828	
23	1	Krasonis T.	26.664	8	Caso D.	35.374	48	Sokolovskiy Y.	41.463	1	Krasonis T.	1:43.349	1:43.429	
24	89	Dallara D.	26.757	23	Tuomaala H.	35.484	65	Romagnoli R.	41.547	48	Sokolovskiy Y.	1:43.363	1:43.953	
25	2	Monti F.	26.998	48	Sokolovskiy Y.	35.549	23	Tuomaala H.	42.179	23	Tuomaala H.	1:43.992	1:44.173	
26	16	Cappelli C.	27.075	2	Monti F.	36.691	2	Monti F.	43.150	2	Monti F.	1:46.839	1:47.333	
27	25	Gabossi N.	00.000	25	Gabossi N.	00.000	25	Gabossi N.	00.000	25	Gabossi N.	00.000	00.000	
28	29	Koloc A.	00.000	29	Koloc A.	00.000	29	Koloc A.	00.000	29	Koloc A.	00.000	00.000	

