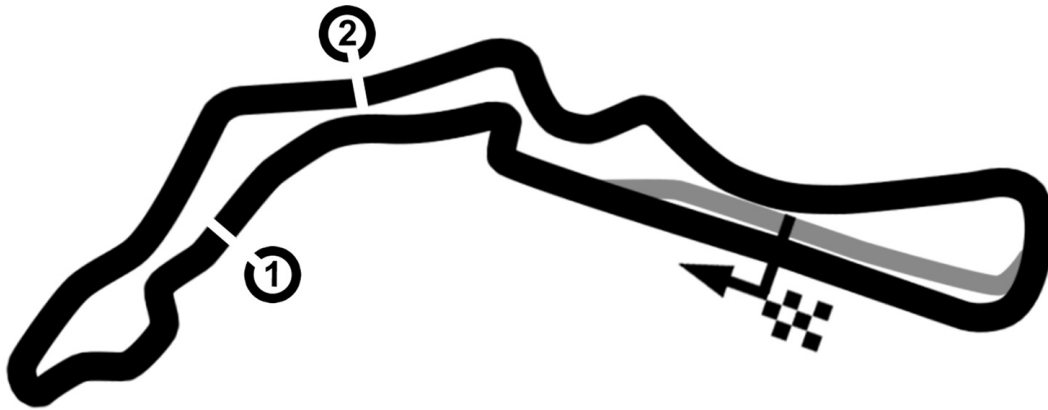




CZECH TRUCK PRIX 2022

race 2



Autodrom Most 4212 m

02.-04.September 2022



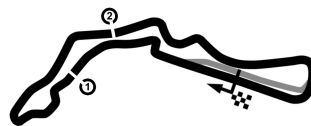
wige SOLUTIONS

CZECH TRUCK PRIX 2022

Autodrom Most, length 4212 m

02.-04. September 2022

Nascar Whelen Euro Series 2



Result race 2

started : 23

classified : 23

not classified : 0

-Reg.No.: 001aZAO220815

Pos	No.	Cl.	Entrant Name	License License	Team/Sponsor Make	Lap	Total kmh	GAP Diff.	fastest kmh	at Lap
1	88	Rookie	Alberto Naska / ITA	465544	CAAL Racing Chevrolet Camaro	14	33:39.241 105.131		1:41.297 149.691	8
2	7		Martin Doubek / CZE	22AS1327	Hendriks Motorsport Ford Mustang	14	33:39.872 105.098	00.631 00.631	1:41.242 149.772	14
3	5		Vladimiro Tziortzis / CYP	DCL 102	Academy Motorsport EuroNASCAR FJ	14	33:43.635 104.903	04.394 03.763	1:41.877 148.838	7
4	56		Gil Linster / LUX	A1427	CAAL Racing Ford Mustang	14	33:44.594 104.853	05.353 00.959	1:41.782 148.977	14
5	3		Ulysse Delsaux / FRA	245331	RDV Competition Chevrolet Camaro	14	33:45.251 104.819	06.010 00.657	1:42.106 148.504	8
6	33	Rookie	Paul Jouffreau / FRA	299719	Speedhouse Ford Mustang	14	33:48.457 104.653	09.216 03.206	1:43.240 146.873	7
7	27	Rookie	Patrick Schober / AUT	JA2004	Double V Ford Mustang	14	33:48.870 104.632	09.629 00.413	1:43.530 146.462	14
8	24		Christian Malcharek / SVK	1285/CC	PK Carsport Chevrolet Camaro	14	33:49.177 104.616	09.936 00.307	1:43.426 146.609	13
9	48	Legend	Yevgen Sokolovskiy / UKR	ITB1135122	Marko Stipp Motorsport Chevrolet Camaro	14	33:50.969 104.524	11.728 01.792	1:43.635 146.314	12
10	46	Legend	Miguel Gomes / PRT	PT22/4938	Marko Stipp Motorsport Chevrolet Camaro	14	33:51.731 104.485	12.490 00.762	1:43.806 146.072	14
11	18	Legend	Claudio Remigio Cappelli / ITA	341823	Race Art Technology Toyota Camry	14	33:52.062 104.468	12.821 00.331	1:42.583 147.814	13
12	29	Lady	Aliyyah Koloc / UAE	A22 040	Buggyra ZM Racing Ford Mustang	14	33:52.655 104.437	13.414 00.593	1:43.715 146.201	7
13	50	Rookie	Liam Hezemans / NLD	43841	Hendriks Motorsport Ford Mustang	14	33:54.242 104.356	15.001 01.587	1:41.722 149.065	14
14	54	Lady	Luli Del Castello / ITA	364564	CAAL Racing Chevrolet Camaro	14	34:04.062 103.854	24.821 09.820	1:45.458 143.784	14
15	40	Legend	Matthias Hauer / DEU	C1144869	Speedhouse Ford Mustang	14	34:06.287 103.741	27.046 02.225	1:47.622 140.893	7
16	14	Lady	Arianna Casoli / ITA	65558	Speedhouse Chevrolet Camaro	14	34:07.002 103.705	27.761 00.715	1:47.319 141.291	14
17	64	Legend	Eric Quintal / FRA	46955	Speedhouse Ford Mustang	14	34:08.232 103.643	28.991 01.230	1:46.852 141.908	14
18	23	Rookie	Tuomas Pontinen / FIN	33079383	Team Bleekemolen Chevrolet Camaro	14	34:13.397 103.382	34.156 05.165	1:41.841 148.891	7
19	65	Legend	Roberto Benedetti / ITA	110137	The Club Motorsport Chevrolet Camaro	13	35:02.806 93.742	1 lap 1 lap	1:43.600 146.363	10
20	69	Legend	Michael Bleekemolen / NLD	1276	Team Bleekemolen Ford Mustang	10	26:38.189 94.877	4 laps 3 laps	1:43.876 145.974	2
21	8	Legend	Paolo Valeri / ITA	407119	Vict Motorsport Chevrolet Camaro	8	33:59.090 59.490	6 laps 2 laps	1:44.308 145.369	7
22	1	Rookie	Kasparas Vingilis / LTU	2022-ITC/435	Academy Motorsport Ford Mustang	7	18:56.426 93.400	7 laps 1 lap	1:47.001 141.711	2
23	94	Lady	Alina Loibnegger / AUT	JA3015	Racingfuel Motorsport Chevrolet Camaro	6	15:08.311 100.163	8 laps 1 lap	1:48.430 139.843	2
DNS DID NOT START										
47	Rookie		Leonardo Colavita / ITA	484266	Double T by MK1 Racing Chevrolet Camaro	0	00.000 0.000	14 laps	00.000 0.000	
44	Legend		Janne Koikkalainen / FIN	22045823	Team Bleekemolen Chevrolet Camaro	0	00.000 0.000	14 laps	00.000 0.000	

fastest lap: 7 Doubek Martin 1:41.242 =149.772 km/h

CAR #23 - OVERTAKING UNDER YELLOW RESTART 2 - 30 SEC. TIME PENALTY

CAR #50 - OUT OF FORMATION SINGLE FILE RESTART 2 - 10 SEC. TIME

PENALTY



Timekeeping and Dataservice: wige SOLUTIONS GmbH & Co. KG, Meckenheim (GER)

wige SOLUTIONS

Chief timekeeping: Stefan Schlerkmann, Roetgen (DEU), stefan.schlerkmann@wige.de

Page 1

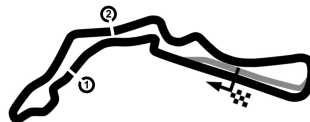
printed : 4.9.2022 - 11:59

CZECH TRUCK PRIX 2022

Autodrom Most, length 4212 m

02.-04.September 2022

Nascar Whelen Euro Series 2



Result race 2

started : 23

classified : 23

not classified : 0

-Reg.No.: 001aZAO220815

Pos	No.	Cl.	Entrant Name	License License	Team/Sponsor Make	Lap	Total kmh	GAP Diff.	fastest kmh	at Lap
-----	-----	-----	-----------------	--------------------	----------------------	-----	--------------	--------------	----------------	-----------

Issued:

Clerk of the Course:

Timekeeper:

subject to final scrutineering



Timekeeping and Dataservice: wige SOLUTIONS GmbH & Co. KG, Meckenheim (GER)

wige SOLUTIONS

Chief timekeeping: Stefan Schlerkmann, Roetgen (DEU), stefan.schlerkmann@wige.de

Page 2

printed : 4.9.2022 - 11:59

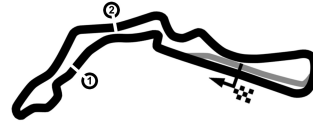
CZECH TRUCK PRIX 2022

Autodrom Most, length 4212 m

02.-04.September 2022

Nascar Whelen Euro Series 2

Result race 2, 04.09.2022



-Reg.No.: 001aZAO220815

Pos	No.	Cl.	Entrant Driver, Place	Team Make	Lap	Time total	Interval GAP	Avg. Total	fastest Avg.	at Lap
-----	-----	-----	--------------------------	--------------	-----	------------	-----------------	---------------	-----------------	-----------

Lady

Started: 4 Classified: 4 Not Classified: 0

1	29	Lady	Aliyyah Koloc / UAE	Buggyra ZM Racing Ford Mustang	14	33:52.655		104.437	1:43.715	7
2	54	Lady	Luli Del Castello / ITA	CAAL Racing Chevrolet Camaro	14	34:04.062	+11.407	103.854	1:45.458	14
3	14	Lady	Arianna Casoli / ITA	Speedhouse Chevrolet Camaro	14	34:07.002	+02.940	103.705	1:47.319	14
4	94	Lady	Alina Loibnegger / AUT	Racingfuel Motorsport Chevrolet Camaro	6	15:08.311	8 Laps	100.163	1:48.430	2



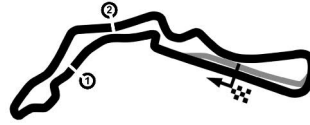
CZECH TRUCK PRIX 2022

Autodrom Most, length 4212 m

02.-04.September 2022

Nascar Whelen Euro Series 2

Result race 2, 04.09.2022



-Reg.No.: 001aZAO220815

Pos	No.	Cl.	Entrant Driver, Place	Team Make	Lap	Time total	Interval GAP	Avg. Total	fastest Avg.	at Lap
-----	-----	-----	--------------------------	--------------	-----	------------	-----------------	---------------	-----------------	-----------

Legend

Started: 9 **Classified: 9** **Not Classified: 0**

1	48	Legend	Marko Stipp Motorsport Yevgen Sokolovskiy / UKR	Chevrolet Camaro	14	33:50.969		104.524	1:43.635	12
2	46	Legend	Marko Stipp Motorsport Miguel Gomes / PRT	Chevrolet Camaro	14	33:51.731	00.762 +00.762	104.485	1:43.806	14
3	18	Legend	Race Art Technology Claudio Remigio Cappelli / ITA	Toyota Camry	14	33:52.062	01.093 +00.331	104.468	1:42.583	13
4	40	Legend	Speedhouse Matthias Hauer / DEU	Ford Mustang	14	34:06.287	15.318 +14.225	103.741	1:47.622	7
5	14	Legend	Speedhouse Arianna Casoli / ITA	Chevrolet Camaro	14	34:07.002	16.033 +00.715	103.705	1:47.319	14
6	64	Legend	Speedhouse Eric Quintal / FRA	Ford Mustang	14	34:08.232	17.263 +01.230	103.643	1:46.852	14
7	65	Legend	The Club Motorsport Roberto Benedetti / ITA	Chevrolet Camaro	13	35:02.806	1 Lap 1 Lap	93.742	1:43.600	10
8	69	Legend	Team Bleekemolen Michael Bleekemolen / NLD	Ford Mustang	10	26:38.189	4 Laps 3 Laps	94.877	1:43.876	2
9	8	Legend	Vict Motorsport Paolo Valeri / ITA	Chevrolet Camaro	8	33:59.090	6 Laps 2 Laps	59.490	1:44.308	7
DNS DID NOT START										
	44	Legend	Team Bleekemolen Janne Koikkalainen / FIN	Chevrolet Camaro	0	00.000	14 Laps 8 Laps	0.000	00.000	0.000



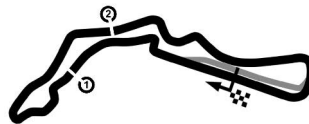
CZECH TRUCK PRIX 2022

Autodrom Most, length 4212 m

02.-04.September 2022

Nascar Whelen Euro Series 2

Result race 2, 04.09.2022



-Reg.No.: 001aZAO220815

Pos	No.	Cl.	Entrant Driver, Place	Team Make	Lap	Time total	Interval GAP	Avg. Total	fastest Avg.	at Lap
-----	-----	-----	--------------------------	--------------	-----	------------	-----------------	---------------	-----------------	-----------

Rookie

Started: 9 **Classified: 9** **Not Classified: 0**

1	88	Rookie	Alberto Naska / ITA	CAAL Racing Chevrolet Camaro	14	33:39.241		105.131	1:41.297	8
2	33	Rookie	Paul Jouffreau / FRA	Speedhouse Ford Mustang	14	33:48.457	09.216 +09.216	104.653	1:43.240	7
3	27	Rookie	Patrick Schober / AUT	Double V Ford Mustang	14	33:48.870	09.629 +00.413	104.632	1:43.530	14
4	18	Rookie	Claudio Remigio Cappelli / ITA	Race Art Technology Toyota Camry	14	33:52.062	12.821 +03.192	104.468	1:42.583	13
5	29	Rookie	Aliyyah Koloc / UAE	Buggyra ZM Racing Ford Mustang	14	33:52.655	13.414 +00.593	104.437	1:43.715	7
6	50	Rookie	Liam Hezemans / NLD	Hendriks Motorsport Ford Mustang	14	33:54.242	15.001 +01.587	104.356	1:41.722	14
7	54	Rookie	Luli Del Castello / ITA	CAAL Racing Chevrolet Camaro	14	34:04.062	24.821 +09.820	103.854	1:45.458	14
8	23	Rookie	Tuomas Pontinen / FIN	Team Bleekemolen Chevrolet Camaro	14	34:13.397	34.156 +09.335	103.382	1:41.841	7
9	1	Rookie	Kasparas Vingilis / LTU	Academy Motorsport Ford Mustang	7	18:56.426	7 Laps 7 Laps	93.400	1:47.001	2
DNS DID NOT START										
47	Rookie	Leonardo Colavita / ITA	Double T by MK1 Racing Chevrolet Camaro	0	00.000	14 Laps 7 Laps	0.000	00.000	00.000	
44	Rookie	Janne Koikkalainen / FIN	Team Bleekemolen Chevrolet Camaro	0	00.000	14 Laps +00.000	0.000	00.000	00.000	

fastest lap: 7 Doubek Martin 1:41.242 =149.772 km/h

CAR #23 - OVERTAKING UNDER YELLOW RESTART 2 - 30 SEC. TIME PENALTY

CAR #50 - OUT OF FORMATION SINGLE FILE RESTART 2 - 10 SEC. TIME PENALTY

Issued:	Clerk of the Course:	Timekeeper:
---------	----------------------	-------------

subject to final scrutineering

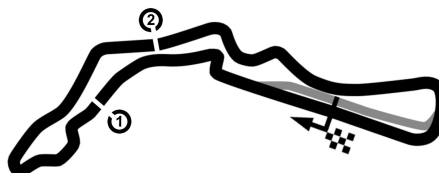


CZECH TRUCK PRIX 2022

Autodrom Most, length 4212 m

02.-04.September 2022

Nascar Whelen Euro Series 2



Lap by Lap race 2, 04.09.2022

-Reg.No.: 001aZAO220815

1 Kasparas Vingilis , Ford Mustang Rookie / LTU														
1	2:03.164	2	1:47.001	3	2:05.120	4	3:39.745	5	3:19.851	pit	2:25.166	pit	3:36.379	

3 Ulysse Delsaux , Chevrolet Camaro / FRA															
1	1:49.001	2	1:42.547	3	2:07.972	4	3:40.355	5	3:25.533	6	2:09.782	7	1:42.127	8	1:42.106
9	4:30.099	10	3:39.710	11	2:06.054	12	1:45.329	13	1:42.434	14	1:42.202				

5 Vladimiros Tziortzis , EuroNASCAR FJ / CYP															
1	1:47.510	2	1:42.516	3	2:08.352	4	3:40.693	5	3:25.524	6	2:09.182	7	1:41.877	8	1:42.230
9	4:29.334	10	3:40.786	11	2:07.478	12	1:43.692	13	1:42.091	14	1:42.370				

7 Martin Doubek , Ford Mustang / CZE															
1	1:47.079	2	1:42.546	3	2:08.126	4	3:40.827	5	3:25.712	6	2:09.128	7	1:41.677	8	1:42.500
9	4:28.974	10	3:40.954	11	2:07.501	12	1:42.007	13	1:41.599	14	1:41.242				

8 Paolo Valeri , Chevrolet Camaro Legend / ITA															
1	1:52.833	2	1:45.893	3	2:08.142	4	3:40.485	5	3:21.941	6	2:11.268	7	1:44.308	8	17:14.220

14 Arianna Casoli , Chevrolet Camaro Lady / ITA															
1	1:59.402	2	1:49.104	3	2:04.588	4	3:39.199	5	3:20.929	6	2:14.350	7	1:49.985	8	1:59.058
9	4:03.350	10	3:34.631	11	2:08.824	12	1:48.088	13	1:48.175	14	1:47.319				

18 Claudio Remigio Cappelli , Toyota Camry Legend / ITA															
1	1:55.181	2	2:00.319	3	2:03.857	4	3:40.083	5	3:17.498	6	2:10.295	pit	1:55.083	8	2:01.478
9	4:00.952	10	3:31.678	11	2:05.910	12	1:44.285	13	1:42.583	14	1:42.860				

23 Tuomas Pontinen , Chevrolet Camaro Rookie / FIN															
1	1:50.274	2	1:42.303	3	2:07.908	4	3:40.415	5	3:24.911	6	2:08.708	7	1:41.841	8	1:41.927
9	4:29.986	10	3:40.186	11	2:06.412	12	1:43.954	13	1:42.212	14	1:42.360				

24 Christian Malcharek , Chevrolet Camaro / SVK															
1	1:50.496	2	1:44.146	3	2:09.797	4	3:39.604	5	3:23.997	6	2:09.316	7	1:43.691	8	1:45.490
9	4:26.986	10	3:37.941	11	2:06.083	12	1:43.897	13	1:43.426	14	1:44.307				

27 Patrick Schober , Ford Mustang Rookie / AUT															
1	1:58.658	2	1:44.814	3	2:09.028	4	3:39.180	5	3:20.753	6	2:08.211	7	1:43.949	8	1:46.039
9	4:26.300	10	3:35.484	11	2:05.558	12	1:43.661	13	1:43.705	14	1:43.530				

29 Aliyyah Koloc , Ford Mustang Lady / UAE															
1	1:53.167	2	1:58.027	3	2:05.408	4	3:39.443	5	3:19.155	6	2:10.853	7	1:43.715	8	1:54.312
9	4:14.613	10	3:34.695	11	2:06.320	12	1:44.354	13	1:44.316	14	1:44.277				

33 Paul Jouffreau , Ford Mustang Rookie / FRA															
1	1:50.001	2	1:43.966	3	2:08.856	4	3:39.705	5	3:24.336	6	2:10.228	7	1:43.240	8	1:44.384
9	4:26.907	10	3:38.715	11	2:07.016	12	1:43.904	13	1:43.382	14	1:43.817				


40 Matthias Hauer , Ford Mustang Legend / DEU															
1	2:00.593	2	1:48.777	3	2:06.552	4	3:37.907	5	3:20.434	6	2:13.485	7	1:47.622	8	2:02.168
9	4:03.348	10	3:33.127	11	2:07.644	12	1:48.636	13	1:48.068	14	1:47.926				

CZECH TRUCK PRIX 2022

Autodrom Most, length 4212 m

02.-04.September 2022

Nascar Whelen Euro Series 2



Lap by Lap race 2, 04.09.2022

-Reg.No.: 001aZAO220815

46 Miguel Gomes , Chevrolet Camaro Legend / PRT															
1	1:56.590	2	1:46.041	3	2:07.998	4	3:38.635	5	3:22.007	6	2:10.016	7	1:45.023	8	1:57.077
9	4:14.645	10	3:35.012	11	2:06.284	12	1:44.524	13	1:44.073	14	1:43.806				

48 Yevgen Sokolovskiy , Chevrolet Camaro Legend / UKR															
1	1:57.131	2	1:46.103	3	2:08.209	4	3:38.885	5	3:21.361	6	2:08.673	7	1:44.029	8	1:44.996
9	4:26.423	10	3:36.071	11	2:07.155	12	1:43.635	13	1:44.358	14	1:43.940				

50 Liam Hezemans , Ford Mustang Rookie / NLD															
1	1:50.972	2	1:43.384	3	2:09.022	4	3:39.779	5	3:24.181	6	2:09.764	7	1:43.662	8	1:44.348
9	4:27.193	10	3:38.373	11	2:05.625	12	1:43.734	13	1:42.483	14	1:41.722				

54 Luli Del Castello , Chevrolet Camaro Lady / ITA															
1	1:54.641	2	5:56.424	3	1:50.009	4	3:17.382	5	2:10.715	6	1:48.388	7	1:47.896	8	4:02.735
9	1:55.706	10	1:56.605	11	2:04.615	12	1:46.396	13	1:47.092	14	1:45.458				

56 Gil Linster , Ford Mustang / LUX															
1	1:50.584	2	1:43.092	3	2:07.891	4	3:40.332	5	3:24.516	6	2:08.904	7	1:42.192	8	1:43.029
9	4:30.025	10	3:39.256	11	2:06.231	12	1:43.700	13	1:43.060	14	1:41.782				

64 Eric Quintal , Ford Mustang Legend / FRA															
1	2:01.883	2	1:49.387	3	2:06.590	4	3:39.516	5	3:18.964	6	2:12.906	7	1:49.286	8	2:00.268
9	4:04.244	10	3:32.800	11	2:10.575	12	1:47.136	13	1:47.825	14	1:46.852				

65 Roberto Benedetti , Chevrolet Camaro Legend / ITA															
1	1:54.143	2	1:45.178	3	2:09.476	4	3:39.638	5	3:22.023	6	2:10.337	7	1:44.631	pit	6:39.645
9	4:40.281	10	1:43.600	11	1:45.340	12	1:44.320	13	1:44.194						

69 Michael Bleekemolen , Ford Mustang Legend / NLD															
1	1:53.669	2	1:43.876	3	2:08.104	4	3:40.473	5	3:22.602	6	2:09.813	7	1:44.459	8	1:45.599
9	4:25.773	pit	3:43.821												

88 Alberto Naska , Chevrolet Camaro Rookie / ITA															
1	1:46.764	2	1:42.455	3	2:08.066	4	3:40.665	5	3:25.860	6	2:09.193	7	1:41.392	8	1:41.297
9	4:29.947	10	3:41.478	11	2:05.914	12	1:42.220	13	1:42.670	14	1:41.320				

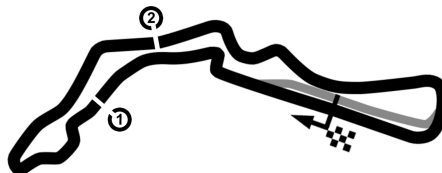
94 Alina Loibnegger , Chevrolet Camaro Lady / AUT															
1	2:00.298	2	1:48.430	3	2:05.601	4	3:38.976	5	3:20.488	6	2:14.518				

CZECH TRUCK PRIX 2022

Autodrom Most, length 4212 m

02.-04. September 2022

Nascar Whelen Euro Series 2



Lap Analysis race 2, 04.09.2022

-Reg.No.: 001aZAO220815

1 Kasparas Vingilis (LTU) (Ford Mustang)

Theoretische Bestzeit: 1:45.520

Lap	D	Time	S1	S2	S3	Lap	D	Time	S1	S2	S3
1	1	2:03.164	42.780	37.570	42.814	5	1	3:19.851	53.907	1:00.923	1:25.021
2	1	1:47.001	28.004	36.234	42.763	6	1	2:25.166	47.281	37.418	
3	1	2:05.120	26.523	42.772	55.825	7	1	3:36.379	1:51.931	40.296	
4	1	3:39.745	52.380	1:28.220	1:19.145						

3 Ulysse Delsaux (FRA) (Chevrolet Camaro)

Theoretische Bestzeit: 1:41.877

Lap	D	Time	S1	S2	S3	Lap	D	Time	S1	S2	S3
1	1	1:49.001	32.464	35.231	41.306	8	1	1:42.106	26.263	34.684	41.159
2	1	1:42.547	26.442	34.912	41.193	9	1	4:30.099	42.184	1:39.958	2:07.957
3	1	2:07.972	26.337	35.891	1:05.744	10	1	3:39.710	1:08.304	1:03.477	1:27.929
4	1	3:40.355	51.641	1:29.086	1:19.628	11	1	2:06.054	48.620	36.032	41.402
5	1	3:25.533	53.291	1:03.739	1:28.503	12	1	1:45.329	27.752	36.428	41.149
6	1	2:09.782	50.999	37.543	41.240	13	1	1:42.434	26.484	34.920	41.030
7	1	1:42.127	26.371	34.826	40.930	14	1	1:42.202	26.541	34.729	40.932

5 Vladimiros Tziortzis (CYP) (EuroNASCAR FJ)

Theoretische Bestzeit: 1:41.416

Lap	D	Time	S1	S2	S3	Lap	D	Time	S1	S2	S3
1	1	1:47.510	31.795	35.040	40.675	8	1	1:42.230	26.432	34.763	41.035
2	1	1:42.516	26.497	35.232	40.787	9	1	4:29.334	41.729	1:39.404	2:08.201
3	1	2:08.352	26.166	35.505	1:06.681	10	1	3:40.786	1:08.329	1:04.228	1:28.229
4	1	3:40.693	51.900	1:28.875	1:19.918	11	1	2:07.478	49.468	36.743	41.267
5	1	3:25.524	53.135	1:03.859	1:28.530	12	1	1:43.692	27.330	35.676	40.686
6	1	2:09.182	50.883	37.453	40.846	13	1	1:42.091	26.398	34.665	41.028
7	1	1:41.877	26.407	34.763	40.707	14	1	1:42.370	26.493	34.575	41.302

7 Martin Doubek (CZE) (Ford Mustang)

Theoretische Bestzeit: 1:40.931

Lap	D	Time	S1	S2	S3	Lap	D	Time	S1	S2	S3
1	1	1:47.079	31.141	35.124	40.814	8	1	1:42.500	26.784	34.612	41.104
2	1	1:42.546	26.467	35.360	40.719	9	1	4:28.974	41.444	1:39.221	2:08.309
3	1	2:08.126	26.147	34.985	1:06.994	10	1	3:40.954	1:08.272	1:04.221	1:28.461
4	1	3:40.827	51.822	1:29.010	1:19.995	11	1	2:07.501	49.528	36.389	41.584
5	1	3:25.712	53.124	1:03.682	1:28.906	12	1	1:42.007	26.630	34.766	40.611
6	1	2:09.128	50.681	37.610	40.837	13	1	1:41.599	26.391	34.750	40.458
7	1	1:41.677	26.522	34.743	40.412	14	1	1:41.242	25.907	34.820	40.515

8 Paolo Valeri (ITA) (Chevrolet Camaro)

Theoretische Bestzeit: 1:44.041

Lap	D	Time	S1	S2	S3	Lap	D	Time	S1	S2	S3
1	1	1:52.833	33.899	36.789	42.145	5	1	3:21.941	52.100	1:03.364	1:26.477
2	1	1:45.893	28.355	35.808	41.730	6	1	2:11.268	50.988	37.541	42.739
3	1	2:08.142	27.159	39.401	1:01.582	7	1	1:44.308	27.426	35.353	41.529
4	1	3:40.485	51.592	1:29.463	1:19.430	8	1	17:14.220	15:53	37.738	42.949

14 Arianna Casoli (ITA) (Chevrolet Camaro)

Theoretische Bestzeit: 1:46.960

Lap	D	Time	S1	S2	S3	Lap	D	Time	S1	S2	S3
1	1	1:59.402	37.255	38.159	43.988	8	1	1:59.058	27.636	39.905	51.517
2	1	1:49.104	27.408	36.972	44.724	9	1	4:03.350	31.486	1:26.904	2:04.960
3	1	2:04.588	27.368	41.973	55.247	10	1	3:34.631	1:09.059	1:01.170	1:24.402
4	1	3:39.199	51.851	1:28.427	1:18.921	11	1	2:08.824	46.110	39.060	43.654
5	1	3:20.929	53.594	1:01.381	1:25.954	12	1	1:48.088	27.597	36.789	43.702
6	1	2:14.350	49.009	41.379	43.962	13	1	1:48.175	27.555	36.608	44.012
7	1	1:49.985	28.424	37.428	44.133	14	1	1:47.319	27.586	36.749	42.984

18 Claudio Remigio Cappelli (ITA) (Toyota Camry)

Theoretische Bestzeit: 1:42.041

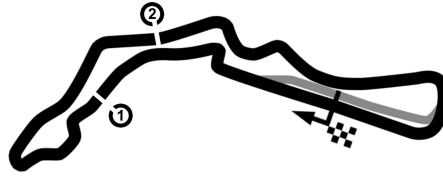
Lap	D	Time	S1	S2	S3	Lap	D	Time	S1	S2	S3
1	1	1:55.181	35.904	37.049	42.228	8	1	2:01.478	41.635	37.179	42.664
2	1	2:00.319	27.106	36.151	57.062	9	1	4:00.952	29.170	1:26.118	2:05.664
3	1	2:03.857	26.873	40.390	56.594	10	1	3:31.678	1:07.530	1:01.296	1:22.852
4	1	3:40.083	53.342	1:26.594	1:20.147	11	1	2:05.910	46.002	38.604	41.304
5	1	3:17.498	52.341	1:00.626	1:24.531	12	1	1:44.285	27.156	35.920	41.209
6	1	2:10.295	47.289	39.009	43.997	13	1	1:42.583	26.476	35.515	40.592

CZECH TRUCK PRIX 2022

Autodrom Most, length 4212 m

02.-04.September 2022

Nascar Whelen Euro Series 2



Lap Analysis race 2, 04.09.2022

-Reg.No.: 001aZAO220815

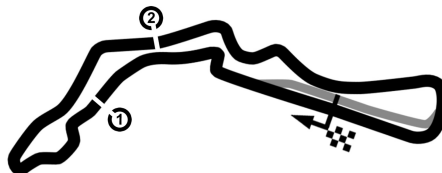
Lap	D	Time	S1	S2	S3	Lap	D	Time	S1	S2	S3
7	1	1:55.083	26.740	35.466		14	1	1:42.860	26.648	34.973	41.239

CZECH TRUCK PRIX 2022

Autodrom Most, length 4212 m

02.-04. September 2022

Nascar Whelen Euro Series 2



Lap Analysis race 2, 04.09.2022

-Reg.No.: 001aZAO220815

23 Tuomas Pontinen (FIN) (Chevrolet Camaro)

Theoretische Bestzeit: 1:41.457

Lap	D	Time	S1	S2	S3	Lap	D	Time	S1	S2	S3
1	1	1:50.274	33.012	35.536	41.726	8	1	1:41.927	26.328	34.606	40.993
2	1	1:42.303	26.180	35.191	40.932	9	1	4:29.986	42.344	1:39.759	2:07.883
3	1	2:07.908	26.113	36.503	1:05.292	10	1	3:40.186	1:08.462	1:03.686	1:28.038
4	1	3:40.415	52.070	1:28.408	1:19.937	11	1	2:06.412	48.825	35.860	41.727
5	1	3:24.911	52.943	1:03.891	1:28.077	12	1	1:43.954	27.699	35.517	40.738
6	1	2:08.708	51.067	36.712	40.929	13	1	1:42.212	26.248	34.840	41.124
7	1	1:41.841	26.230	34.836	40.775	14	1	1:42.360	26.143	34.838	41.379

24 Christian Malcharek (SVK) (Chevrolet Camaro)

Theoretische Bestzeit: 1:42.131

Lap	D	Time	S1	S2	S3	Lap	D	Time	S1	S2	S3
1	1	1:50.496	33.221	35.861	41.414	8	1	1:45.490	27.236	34.734	43.520
2	1	1:44.146	27.431	35.592	41.123	9	1	4:26.986	39.261	1:40.517	2:07.208
3	1	2:09.797	26.510	37.326	1:05.961	10	1	3:37.941	1:08.976	1:02.250	1:26.715
4	1	3:39.604	51.784	1:29.090	1:18.730	11	1	2:06.083	47.375	37.164	41.544
5	1	3:23.997	53.633	1:03.282	1:27.082	12	1	1:43.897	26.769	35.839	41.289
6	1	2:09.316	50.816	36.503	41.997	13	1	1:43.426	27.421	35.049	40.956
7	1	1:43.691	27.491	35.313	40.887	14	1	1:44.307	26.563	35.050	42.694

27 Patrick Schober (AUT) (Ford Mustang)

Theoretische Bestzeit: 1:42.312

Lap	D	Time	S1	S2	S3	Lap	D	Time	S1	S2	S3
1	1	1:58.658	38.682	38.149	41.827	8	1	1:46.039	27.019	35.339	43.681
2	1	1:44.814	26.191	35.899	42.724	9	1	4:26.300	38.826	1:40.729	2:06.745
3	1	2:09.028	27.356	42.180	59.492	10	1	3:35.484	1:08.959	1:01.480	1:25.045
4	1	3:39.180	51.480	1:28.517	1:19.183	11	1	2:05.558	47.156	37.177	41.225
5	1	3:20.753	53.618	1:01.209	1:25.926	12	1	1:43.661	26.667	35.845	41.149
6	1	2:08.211	48.488	37.228	42.495	13	1	1:43.705	27.482	35.197	41.026
7	1	1:43.949	27.046	35.095	41.808	14	1	1:43.530	26.904	35.117	41.509

29 Aliyyah Koloc (UAE) (Ford Mustang)

Theoretische Bestzeit:

Lap	D	Time	S1	S2	S3	Lap	D	Time	S1	S2	S3
1	1	1:53.167				8	1	1:54.312			
2	1	1:58.027				9	1	4:14.613			
3	1	2:05.408				10	1	3:34.695			
4	1	3:39.443				11	1	2:06.320			
5	1	3:19.155				12	1	1:44.354			
6	1	2:10.853				13	1	1:44.316			
7	1	1:43.715				14	1	1:44.277			

33 Paul Jouffreau (FRA) (Ford Mustang)

Theoretische Bestzeit: 1:42.651

Lap	D	Time	S1	S2	S3	Lap	D	Time	S1	S2	S3
1	1	1:50.001	32.752	35.382	41.867	8	1	1:44.384	26.626	35.149	42.609
2	1	1:43.966	27.112	35.080	41.774	9	1	4:26.907	39.314	1:39.555	2:08.038
3	1	2:08.856	26.345	36.650	1:05.861	10	1	3:38.715	1:09.028	1:02.084	1:27.603
4	1	3:39.705	51.343	1:29.071	1:19.291	11	1	2:07.016	48.054	37.349	41.613
5	1	3:24.336	53.285	1:03.223	1:27.828	12	1	1:43.904	26.569	35.811	41.524
6	1	2:10.228	50.854	36.955	42.419	13	1	1:43.382	26.914	35.021	41.447
7	1	1:43.240	26.934	34.914	41.392	14	1	1:43.817	26.380	35.248	42.189

40 Matthias Hauer (DEU) (Ford Mustang)

Theoretische Bestzeit: 1:47.058

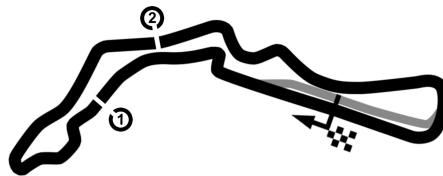
Lap	D	Time	S1	S2	S3	Lap	D	Time	S1	S2	S3
1	1	2:00.593	37.780	38.263	44.550	8	1	2:02.168	27.800	42.566	51.802
2	1	1:48.777	27.742	36.734	44.301	9	1	4:03.348	32.091	1:26.349	2:04.908
3	1	2:06.552	27.776	43.286	55.490	10	1	3:33.127	1:07.403	1:01.230	1:24.494
4	1	3:37.907	52.736	1:26.209	1:18.962	11	1	2:07.644	46.201	38.494	42.949
5	1	3:20.434	53.707	1:01.277	1:25.450	12	1	1:48.636	27.484	37.350	43.802
6	1	2:13.485	48.210	40.897	44.378	13	1	1:48.068	27.590	36.805	43.673
7	1	1:47.622	27.412	36.701	43.509	14	1	1:47.926	28.162	36.697	43.067

CZECH TRUCK PRIX 2022

Autodrom Most, length 4212 m

02.-04. September 2022

Nascar Whelen Euro Series 2



Lap Analysis race 2, 04.09.2022

-Reg.No.: 001aZAO220815

46 Miguel Gomes (PRT) (Chevrolet Camaro)						Theoretische Bestzeit: 1:43.760					
Lap	D	Time	S1	S2	S3	Lap	D	Time	S1	S2	S3
1	1	1:56.590	36.154	37.542	42.894	8	1	1:57.077	27.555	40.544	48.978
2	1	1:46.041	27.178	36.114	42.749	9	1	4:14.645	32.733	1:35.353	2:06.559
3	1	2:07.998	26.943	42.290	58.765	10	1	3:35.012	1:08.808	1:01.255	1:24.949
4	1	3:38.635	51.518	1:27.844	1:19.273	11	1	2:06.284	46.817	37.419	42.048
5	1	3:22.007	54.158	1:01.183	1:26.666	12	1	1:44.524	26.911	35.581	42.032
6	1	2:10.016	50.091	37.966	41.959	13	1	1:44.073	26.640	35.609	41.824
7	1	1:45.023	27.451	35.752	41.820	14	1	1:43.806	26.686	35.486	41.634

48 Yevgen Sokolovskiy (UKR) (Chevrolet Camaro)						Theoretische Bestzeit: 1:43.419					
Lap	D	Time	S1	S2	S3	Lap	D	Time	S1	S2	S3
1	1	1:57.131	36.441	37.829	42.861	8	1	1:44.996	26.664	35.463	42.869
2	1	1:46.103	26.985	36.089	43.029	9	1	4:26.423	38.973	1:40.730	2:06.720
3	1	2:08.209	27.296	42.000	58.913	10	1	3:36.071	1:08.439	1:02.231	1:25.401
4	1	3:38.885	51.655	1:28.113	1:19.117	11	1	2:07.155	47.134	37.528	42.493
5	1	3:21.361	53.954	1:01.242	1:26.165	12	1	1:43.635	26.578	35.518	41.539
6	1	2:08.673	48.533	37.369	42.771	13	1	1:44.358	26.982	35.646	41.730
7	1	1:44.029	26.704	35.391	41.934	14	1	1:43.940	26.489	35.551	41.900

50 Liam Hezemans (NLD) (Ford Mustang)						Theoretische Bestzeit: 1:41.347					
Lap	D	Time	S1	S2	S3	Lap	D	Time	S1	S2	S3
1	1	1:50.972	33.598	36.005	41.369	8	1	1:44.348	26.871	34.526	42.951
2	1	1:43.384	26.856	34.976	41.552	9	1	4:27.193	39.807	1:40.209	2:07.177
3	1	2:09.022	26.443	36.634	1:05.945	10	1	3:38.373	1:09.274	1:01.963	1:27.136
4	1	3:39.779	51.560	1:29.328	1:18.891	11	1	2:05.625	47.685	36.709	41.231
5	1	3:24.181	53.442	1:03.554	1:27.185	12	1	1:43.734	27.137	35.787	40.810
6	1	2:09.764	50.928	36.565	42.271	13	1	1:42.483	26.595	34.851	41.037
7	1	1:43.662	27.415	34.730	41.517	14	1	1:41.722	26.188	34.901	40.633

54 Luli Del Castello (ITA) (Chevrolet Camaro)						Theoretische Bestzeit: 1:44.616					
Lap	D	Time	S1	S2	S3	Lap	D	Time	S1	S2	S3
1	1	1:54.641	35.654	37.091	41.896	8	1	4:02.735	32.672	1:35.819	1:54.244
2	1	5:56.424	27.401	36.232	4:52.791	9	1	1:55.706	37.059	36.818	41.829
3	1	1:50.009	28.114	37.922	43.973	10	1	1:56.605	27.106	36.805	52.694
4	1	3:17.382	51.852	1:00.763	1:24.767	11	1	2:04.615	42.759	39.101	42.755
5	1	2:10.715	46.403	39.910	44.402	12	1	1:46.396	27.033	36.042	43.321
6	1	1:48.388	27.204	37.263	43.921	13	1	1:47.092	26.989	36.548	43.555
7	1	1:47.896	26.840	36.991	44.065	14	1	1:45.458	27.654	36.070	41.734

56 Gil Linster (LUX) (Ford Mustang)						Theoretische Bestzeit: 1:41.567					
Lap	D	Time	S1	S2	S3	Lap	D	Time	S1	S2	S3
1	1	1:50.584	33.394	35.860	41.330	8	1	1:43.029	26.395	34.699	41.935
2	1	1:43.092	27.001	34.868	41.223	9	1	4:30.025	42.511	1:39.803	2:07.711
3	1	2:07.891	26.299	35.896	1:05.696	10	1	3:39.256	1:08.777	1:02.731	1:27.748
4	1	3:40.332	51.901	1:29.227	1:19.204	11	1	2:06.231	48.271	36.715	41.245
5	1	3:24.516	53.013	1:03.433	1:28.070	12	1	1:43.700	27.097	35.751	40.852
6	1	2:08.904	50.857	37.005	41.042	13	1	1:43.060	26.626	35.062	41.372
7	1	1:42.192	26.539	34.839	40.814	14	1	1:41.782	26.093	34.914	40.775

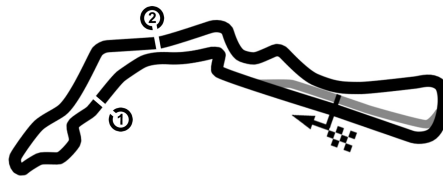
64 Eric Quintal (FRA) (Ford Mustang)						Theoretische Bestzeit: 1:46.679					
Lap	D	Time	S1	S2	S3	Lap	D	Time	S1	S2	S3
1	1	2:01.883	39.410	38.698	43.775	8	1	2:00.268	28.260	39.935	52.073
2	1	1:49.387	28.343	36.856	44.188	9	1	4:04.244	32.051	1:26.801	2:05.392
3	1	2:06.590	27.874	42.847	55.869	10	1	3:32.800	1:07.274	1:01.060	1:24.466
4	1	3:39.516	53.318	1:26.766	1:19.432	11	1	2:10.575	45.491	40.727	44.357
5	1	3:18.964	53.077	1:01.323	1:24.564	12	1	1:47.136	27.774	36.600	42.762
6	1	2:12.906	47.518	40.579	44.809	13	1	1:47.825	27.807	37.148	42.870
7	1	1:49.286	28.665	36.982	43.639	14	1	1:46.852	27.317	36.756	42.779

CZECH TRUCK PRIX 2022

Autodrom Most, length 4212 m

02.-04.September 2022

Nascar Whelen Euro Series 2



Lap Analysis race 2, 04.09.2022

-Reg.No.: 001aZAO220815

65 Roberto Benedetti (ITA) (Chevrolet Camaro)						Theoretische Bestzeit: 1:43.283					
Lap	D	Time	S1	S2	S3	Lap	D	Time	S1	S2	S3
1	1	1:54.143	34.426	37.642	42.075	8	1	6:39.645	27.268	5:14.048	
2	1	1:45.178	27.342	36.319	41.517	9	1	4:40.281	3:14.053	43.945	42.283
3	1	2:09.476	27.038	39.769	1:02.669	10	1	1:43.600	26.493	35.499	41.608
4	1	3:39.638	51.018	1:29.374	1:19.246	11	1	1:45.340	26.593	36.321	42.426
5	1	3:22.023	54.059	1:01.264	1:26.700	12	1	1:44.320	26.499	35.636	42.185
6	1	2:10.337	50.461	37.834	42.042	13	1	1:44.194	26.864	35.719	41.611
7	1	1:44.631	27.698	35.642	41.291						

69 Michael Bleekemolen (NLD) (Ford Mustang)						Theoretische Bestzeit: 1:43.006					
Lap	D	Time	S1	S2	S3	Lap	D	Time	S1	S2	S3
1	1	1:53.669	34.459	37.104	42.106	6	1	2:09.813	50.973	37.257	41.583
2	1	1:43.876	27.111	35.296	41.469	7	1	1:44.459	26.669	35.931	41.859
3	1	2:08.104	26.241	36.334	1:05.529	8	1	1:45.599	27.102	35.852	42.645
4	1	3:40.473	51.904	1:29.504	1:19.065	9	1	4:25.773	38.462	1:40.788	2:06.523
5	1	3:22.602	52.657	1:03.142	1:26.803	10	1	3:43.821	1:08.902	1:02.355	

88 Alberto Naska (ITA) (Chevrolet Camaro)						Theoretische Bestzeit: 1:40.917					
Lap	D	Time	S1	S2	S3	Lap	D	Time	S1	S2	S3
1	1	1:46.764	30.610	35.203	40.951	8	1	1:41.297	26.137	34.481	40.679
2	1	1:42.455	26.277	35.567	40.611	9	1	4:29.947	42.719	1:38.852	2:08.376
3	1	2:08.066	25.995	35.317	1:06.754	10	1	3:41.478	1:08.587	1:04.298	1:28.593
4	1	3:40.665	51.666	1:28.733	1:20.266	11	1	2:05.914	49.600	35.861	40.453
5	1	3:25.860	52.923	1:03.850	1:29.087	12	1	1:42.220	26.116	35.408	40.696
6	1	2:09.193	50.763	37.499	40.931	13	1	1:42.670	26.496	35.659	40.515
7	1	1:41.392	26.253	34.698	40.441	14	1	1:41.320	26.083	34.712	40.525

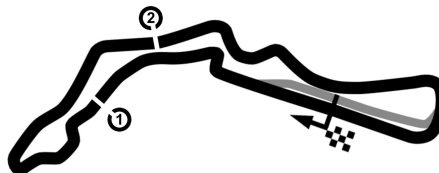
94 Alina Loibnegger (AUT) (Chevrolet Camaro)						Theoretische Bestzeit: 1:47.849					
Lap	D	Time	S1	S2	S3	Lap	D	Time	S1	S2	S3
1	1	2:00.298	38.158	38.602	43.538	4	1	3:38.976	52.003	1:27.978	1:18.995
2	1	1:48.430	27.363	36.948	44.119	5	1	3:20.488	53.550	1:01.270	1:25.668
3	1	2:05.601	27.649	41.852	56.100	6	1	2:14.518	48.291	39.382	46.845

CZECH TRUCK PRIX 2022

Autodrom Most, length 4212 m

02.-04. September 2022

Nascar Whelen Euro Series 2



Best Sector Times race 2

-Reg.No.: 001aZAO220815

Pos.	sector 1			sector 2			sector 3			theoretical and best lap time				
	No	Driver	Time	No	Driver	Time	No	Driver	Time	No	Driver	theoretical	Best	Pos
1	7	Doubek M.	25.907	88	Naska A.	34.481	7	Doubek M.	40.412	88	Naska A.	1:40.917	1:41.297	
2	88	Naska A.	25.995	50	Hezemans L.	34.526	88	Naska A.	40.441	7	Doubek M.	1:40.931	1:41.242	
3	56	Linster G.	26.093	5	Tziortzis V.	34.575	18	Cappelli C.	40.592	50	Hezemans L.	1:41.347	1:41.722	
4	23	Pontinen T.	26.113	23	Pontinen T.	34.606	50	Hezemans L.	40.633	5	Tziortzis V.	1:41.416	1:41.877	
5	5	Tziortzis V.	26.166	7	Doubek M.	34.612	5	Tziortzis V.	40.675	23	Pontinen T.	1:41.457	1:41.841	
6	50	Hezemans L.	26.188	3	Delsaux U.	34.684	23	Pontinen T.	40.738	56	Linster G.	1:41.567	1:41.782	
7	27	Schober P.	26.191	56	Linster G.	34.699	56	Linster G.	40.775	3	Delsaux U.	1:41.877	1:42.106	
8	69	Bleekemolen M.	26.241	24	Malcharek C.	34.734	24	Malcharek C.	40.887	18	Cappelli C.	1:42.041	1:42.583	
9	3	Delsaux U.	26.263	33	Jouffreau P.	34.914	3	Delsaux U.	40.930	24	Malcharek C.	1:42.131	1:43.426	
10	33	Jouffreau P.	26.345	18	Cappelli C.	34.973	27	Schober P.	41.026	27	Schober P.	1:42.312	1:43.530	
11	18	Cappelli C.	26.476	27	Schober P.	35.095	65	Benedetti R.	41.291	33	Jouffreau P.	1:42.651	1:43.240	
12	48	Sokolovskiy Y.	26.489	69	Bleekemolen M.	35.296	33	Jouffreau P.	41.392	69	Bleekemolen M.	1:43.006	1:43.876	
13	65	Benedetti R.	26.493	8	Valeri P.	35.353	69	Bleekemolen M.	41.469	65	Benedetti R.	1:43.283	1:43.600	
14	24	Malcharek C.	26.510	48	Sokolovskiy Y.	35.391	8	Valeri P.	41.529	48	Sokolovskiy Y.	1:43.419	1:43.635	
15	1	Vingilis K.	26.523	46	Gomes M.	35.486	48	Sokolovskiy Y.	41.539	46	Gomes M.	1:43.760	1:43.806	
16	46	Gomes M.	26.640	65	Benedetti R.	35.499	46	Gomes M.	41.634	8	Valeri P.	1:44.041	1:44.308	
17	54	Del Castello L.	26.840	54	Del Castello L.	36.042	54	Del Castello L.	41.734	54	Del Castello L.	1:44.616	1:45.458	
18	8	Valeri P.	27.159	1	Vingilis K.	36.234	64	Quintal E.	42.762	1	Vingilis K.	1:45.520	1:47.001	
19	64	Quintal E.	27.317	64	Quintal E.	36.600	1	Vingilis K.	42.763	64	Quintal E.	1:46.679	1:46.852	
20	94	Loibnegger A.	27.363	14	Casoli A.	36.608	40	Hauer M.	42.949	14	Casoli A.	1:46.960	1:47.319	
21	14	Casoli A.	27.368	40	Hauer M.	36.697	14	Casoli A.	42.984	40	Hauer M.	1:47.058	1:47.622	
22	40	Hauer M.	27.412	94	Loibnegger A.	36.948	94	Loibnegger A.	43.538	94	Loibnegger A.	1:47.849	1:48.430	
23	29	Koloc A.	00.000	29	Koloc A.	4:24:32.	29	Koloc A.	g6:48:06	29	Koloc A.	00.000	1:43.715	



Lapchart: Nascar Whelen Euro Series 2 race 2

POS	1	2	3	4	5	6	7	8	9	10	11	12	13	14	15	16	17	18	19	20	21	22	23	24
LAP 1	88	7	5	3	33	23	24	56	50	8	29	69	65	54	18	46	48	27	14	94	40	64	1	
LAP 2	88	7	5	3	23	56	33	50	24	69	8	65	46	48	27	14	94	40	1	29	64	18	54	
LAP 3	88	7	5	3	23	56	33	50	24	69	8	65	46	48	27	14	94	1	40	29	64	18	54	
LAP 4	88	7	5	3	23	56	33	50	24	69	8	65	46	48	27	14	94	40	1	29	64	18	54	
LAP 5	88	7	5	3	23	56	33	50	24	69	8	65	46	48	27	14	94	40	1	29	64	18	54	
LAP 6	88	7	5	23	3	56	33	50	24	69	48	8	27	65	46	29	18	14	40	94	64	1.	54	
LAP 7	88	7	5	23	3	56	33	50	24	69	48	27	8	65	46	29	40	14	64	18.	54	1.		
LAP 8	88	7	5	23	3	56	33	50	24	69	48	27	46	29	14	40	64	18	54	65.	8			
LAP 9	88	7	5	23	3	56	33	50	24	69	48	27	46	29	14	40	64	18	54	65				
LAP 10	88	7	5	23	3	56	33	50	24	48	27	46	29	40	14	64	18	69.	54	65				
LAP 11	88	23	7	3	5	56	50	33	24	27	48	46	29	40	18	14	54	64	65					
LAP 12	88	7	23	5	56	50	3	33	24	27	48	46	29	18	40	14	54	64	65					
LAP 13	88	7	23	5	50	56	3	33	24	27	48	46	29	18	40	54	14	64	65					
LAP 14	88	7	23	5	50	56	3	33	27	24	48	46	18	29	54	40	14	64						